

# H.A.M. Global Convertible Bond Fund -CHF-A-

ISIN LI0045967341

## Current data (at 31.12.2018)

Current NAV	CHF 1'527.33
Fund volume	EUR 619'974'331.20
Fund volume of unit class	CHF 162'114'935.06

## Category

Investment category	Convertible Bonds
Investment universe	World
Focus	Convertible Bonds
UCITS target fund	yes

## Asset manager

Holinger Asset Management AG  
CH-8002 Zürich  
www.h-a-m.ch

## Management company

IFM Independent Fund Management AG  
FL-9490 Vaduz  
www.ifm.li

## Depository

Liechtensteinische Landesbank AG  
FL-9490 Vaduz  
www.llb.li

## Distributor in Liechtenstein

HighValue Partners AG  
FL-9496 Balzers  
www.hvp.li

## Auditors

Ernst & Young AG  
CH-3008 Bern  
www.ey.com

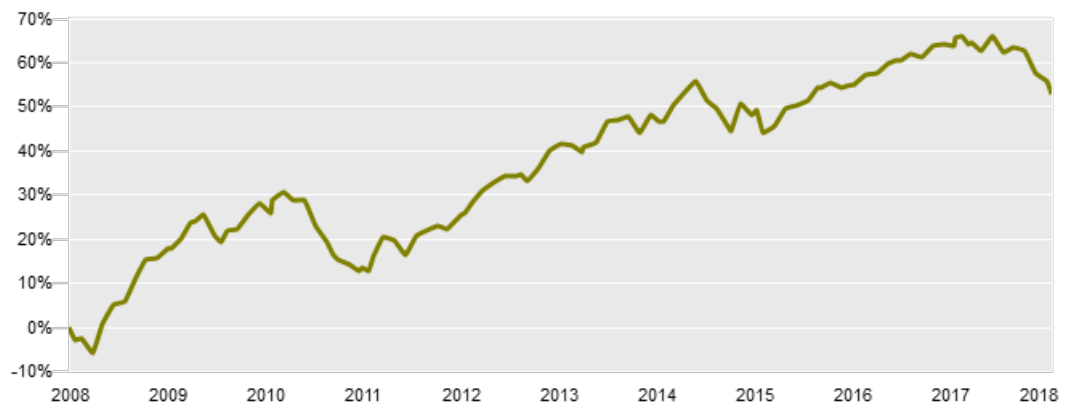
## Supervisory authority

FMA Finanzmarktaufsicht Liechtenstein  
FL-9490 Vaduz  
www.fma-li.li

see webpage (<http://www.ifm.li/Glossary>)

see legal advisory page 4

## Performance in % (at 31.12.2018 in CHF)



## Historic performance in % (at 31.12.2018)

By the end of	Fund
2018	MTD
	-2.61%
	YTD
	-6.56%
2017	5.39%
2016	4.01%
2015	1.67%
2014	3.79%
2013	12.51%
2012	11.45%
2011	-10.49%
Since inception	52.73%
Since inception (annualized)	4.30%

Inception: 10.12.2008

## Historic performance, rolling in % (at 31.12.2018)

	1 years cumulative	3 years p.a.	5 years p.a.	10 years p.a.	Since inception p.a.
Fund	-6.56%	0.80%	1.56%	4.66%	4.30%

## Risk benchmarks

	3 Years	Inc.		3 Years	Inc.
Annualised Volatility	5.34%	6.50%	% Positive	58.75%	59.07%
NAV	1'491.26	1'000.00	Worst Period	-2.61%	-4.67%
Highest NAV	1'669.09	1'669.09	Best Period	1.55%	3.16%
Lowest NAV	1'407.62	938.51	Maximum Drawdown	-8.82%	-16.61%
Median	1'588.25	1'400.64	Number of observations	160	535
Mean	1'575.91	1'371.20	Sharpe Ratio	0.29	0.69

## Fundportrait

<b>Fund name</b>	H.A.M. Global Convertible Bond Fund -CHF-A-
<b>unit class</b>	-CHF-A-
<b>Accounting currency of the (sub-) fund</b>	EUR
<b>Reference currency of the unit class</b>	CHF
<b>Legal form</b>	unit trust
<b>Fund type</b>	UCITS
<b>Close of accounting year</b>	31.12
<b>Launch date</b>	10.12.2008
<b>Initial issue price</b>	CHF 1'000.00
<b>Use of proceeds</b>	reinvested

## Fund charges

<b>Issue premium</b>	max. 3%
<b>Redemption charge</b>	0%
<b>Redemption charge credited to the fund's assets</b>	0.25%
<b>Management fee</b>	max. 1.2%
<b>Performance fee</b>	10.00%
<b>Performance Fee 2</b>	15.00%
<b>Hurdle rate</b>	7.50%
<b>Hurdle Rate 2</b>	15.00%
<b>High watermark</b>	yes
<b>OGC/ TER 1</b>	1.38%
<b>TER 2</b>	1.38%
<b>PTR</b>	48.17%
<b>OGC/TER/PTR at</b>	27.06.2018
<b>SRRI according to KIID</b>	1 2 3 4 5 6 7
<b>27.06.2018</b>	

## Key figures

<b>ISIN</b>	LI0045967341
<b>Security number</b>	4596734
<b>Bloomberg</b>	GLCNBNC LE
<b>WKN</b>	AORD13

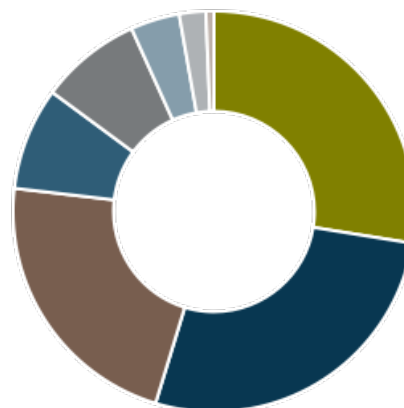
## Publication / Internet

www.ifm.li  
www.lafv.li  
www.fundinfo.com

## Top-10 positions (at 31.12.2018)

Company	Sector	Country	Weightings
1.750% DP World 19.06.2024	Transportation	Vereinigte Arabische Emirate	1.92 %
1.650% Siemens 16.08.2019	Various industries	Netherlands	1.76 %
1.500% China Railway Construction 21.12.2021	Construction industry	China	1.69 %
4.250% China Evergrande Group 14.02.2023	Real Estate	Kaimaninseln	1.60 %
1.625 Microchip Technology 15.02.2025	Electronics	United States	1.58 %
0% Bangkok Dusit Medical Services Public 18.09.2019	Pharmaceuticals	Thailand	1.54 %
0.000% Toray Industries Inc 31.08.2021	Chemicals	Japan	1.47 %
3.250% Intel Corp 01.08.2039 / Floating Rate	Electronics	United States	1.44 %
0.000% Haier Qingdao / Harvest International 21.11.2022	Various industries	China	1.43 %
0.625% Aperam 08.07.2021	Coal	Luxembourg	1.39 %
<b>Total</b>			<b>15.80 %</b>

## Countries (at 31.12.2018)



### Country

Far East	27.53 %
North America	27.16 %
European Union	22.15 %
Diverse	8.28 %
Central America	8.15 %
Liquidity	3.95 %
Non European Union	2.13 %
Australia / New Zealand	0.64 %
<b>Total</b>	<b>100.00 %</b>

## Industries (at 31.12.2018)

1. Industrial	21.86 %
2. Financial services	13.81 %
3. Consumer (non-cyclical)	13.61 %
4. Various industries	12.53 %
5. Communications	9.79 %
6. Consumer (cyclical)	9.06 %
7. Technology	6.71 %
8. Liquidity	5.14 %
9. other	4.37 %
10. Commodities / Semi-fin. goods	3.10 %

## Currencies (at 31.12.2018)

Currency	Weightings
CHF	99.43 %
CNY	1.69 %
other	-1.12 %
<b>Total</b>	<b>100.00 %</b>

## Investment categories (at 31.12.2018)

Investment category	Weightings
Convertible bonds	92.80 %
Cash balances	4.12 %
other	3.08 %
<b>Total</b>	<b>100.00 %</b>

## Procedural information

<b>Valuation interval</b>	weekly
<b>Valuation day</b>	Wednesday
<b>Acceptance deadline for subscriptions</b>	Valuation day by no later than 12.00 noon (CET)
<b>Acceptance deadline for redemptions</b>	Valuation day by no later than 12.00 noon (CET)
<b>Minimum investment</b>	1 unit
<b>Value date</b>	T + 3

## Representative in Switzerland

**1741 Fund Solutions AG**  
Burggraben 16  
CH-9000 St. Gallen  
T +41 58 458 48 00  
www.1741fs.com

## Paying agent in Switzerland

**Notenstein La Roche Privatbank AG**  
Bohl 17  
CH-9004 St. Gallen  
T +41 71 242 50 00  
www.nostenstein-laroche.ch

## Paying and information agent in Germany

**Hauck & Aufhäuser Privatbankiers AG**  
Kaiserstrasse 24  
D-60311 Frankfurt am Main  
T +49 69 21 61 0  
www.hauck-aufhaeuser.de

## Paying and information agent in Austria

**Erste Bank der österreichischen Sparkassen AG**  
Am Belvedere 1  
A-1100 Wien  
T +43 5 01 00 20 11 1  
www.sparkasse.at

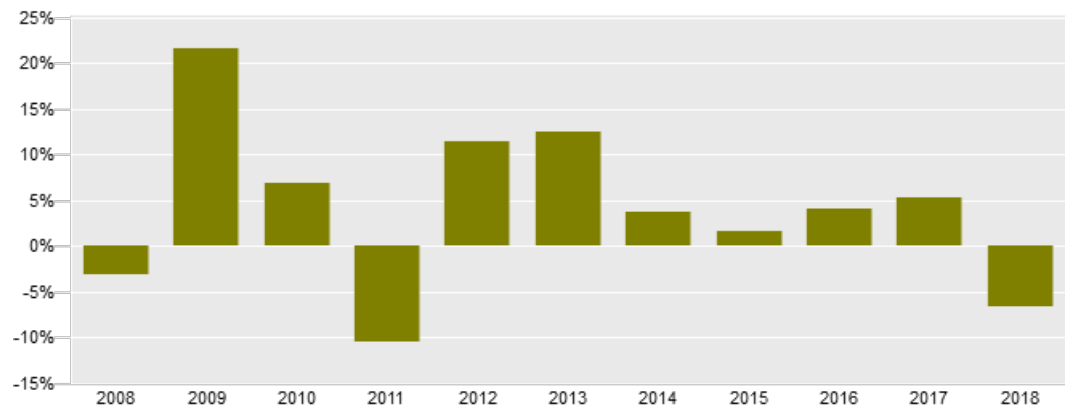
## Distribution in the United Kingdom

**Bank Frick & Co. AG UK Branch**  
25 Bedford Square  
London WC1B 3HH, United Kingdom  
T +44 20 3582 3060  
info@bankfrick.co.uk

## Risk/return diagram (Since Inception)



## Historic performance in % (at 31.12.2018)



Inception: 10.12.2008

## Distribution

<b>Distribution to private investors</b>	LI, DE, AT, CH, UK
<b>Distribution to professional investors</b>	LI, DE, AT, CH, UK
<b>Sales restrictions</b>	USA

## Other share classes

H.A.M. Global Convertible Bond Fund -EUR-A-	reinvested	GLCNBND	LI0010404585
H.A.M. Global Convertible Bond Fund -USD-A-	reinvested	GLCNBNU	LI0028897788
H.A.M. Global Convertible Bond Fund -EUR-D-	reinvested	GLCNBED	LI0336894352
H.A.M. Global Convertible Bond Fund -USD-D-	reinvested	GLCNBUD	LI0336894360
H.A.M. Global Convertible Bond Fund -CHF-D-	reinvested	GLCNBCD	LI0336894378
H.A.M. Global Convertible Bond Fund -GBP-A-	reinvested	GLCNBGA	LI0364737259

## Historic performance, per calendar year in % (at 31.12.2018)

year	Jan	Feb	Mar	Apr	Mai	Jun	Jul	Aug	Sep	Oct	Nov	Dec	YTD
2018	1.45	-0.91	-1.06	0.60	0.38	-1.24	0.71	0.22	-0.38	-3.54	-0.28	-2.61	-6.56
2017	0.97	1.47	-0.75	0.94	0.68	-0.22	1.06	-0.62	0.62	1.39	-0.02	-0.23	5.39
2016	-3.57	-0.77	3.67	1.05	0.18	-0.37	2.26	1.13	0.45	0.03	-0.33	0.36	4.01
2015	0.10	2.30	0.21	2.68	0.62	-1.64	-2.27	-2.97	-0.40	3.53	0.64	-0.92	1.67
2014	-0.81	0.84	-0.55	0.69	1.89	1.42	0.44	0.47	-0.68	-0.98	1.84	-0.79	3.79
2013	1.99	0.30	2.22	1.12	2.49	-3.83	2.67	-1.00	2.85	2.07	0.21	0.95	12.51
2012	3.83	2.69	0.45	-1.25	-2.22	1.37	1.66	1.79	0.41	-0.48	0.63	2.16	11.45
2011	2.26	-0.15	0.11	0.26	-2.38	-2.33	-0.31	-5.09	-3.86	1.90	-1.26	0.08	-10.49
2010	1.56	0.94	2.75	1.21	-3.91	-1.25	3.37	-1.28	1.71	3.52	-0.04	-1.53	6.96
2009	1.76	-4.26	3.98	3.82	3.13	0.01	4.83	1.90	2.81	-0.31	0.91	1.46	21.59
2008												-3.17	-3.17

Inception: 10.12.2008

## Legal advisory:

None of the published data constitutes investment counsel or a recommendation of any kind. It is merely a summary of key characteristics of the fund and therefore should not be construed as being an invitation or an offer to purchase units.

This factsheet should be read in conjunction with the prospectus, the trust agreement, and the Key Investor Information Document ("KIID"). The purchase of units of the UCITS is governed by the prospectus, the trust agreement, and the KIID as well as the last annual report and, if already published, the subsequent semi-annual report. Only the information contained in the prospectus and particularly in the trust agreement including Annex A shall be valid. The prospectus, the KIID, the trust agreement and Annex A (The UCITS or compartments at a glance) as well as the latest annual and semi-annual reports if already published, are available free of charge on a durable data medium from the management company, the depositary, the paying agents, and all domestic and foreign distributors as well as on the website of the LAFV Liechtenstein Investment Fund Association at [www.lafv.li](http://www.lafv.li). If so requested by the investor, the above documents can also be provided on paper free of charge. Further information about the fund is available online at [www.ifm.li](http://www.ifm.li) and from IFM Independent Fund Management AG, Austrasse 9, FL-9490 Vaduz, during business hours.

The historic performance of a unit is no guarantee of similar current and future performance. The value of a unit may rise or fall at any time. No guarantee can be given that the envisaged investment objective of the fund can be attained.

The value trend shown in this factsheet does not take into account the commissions and fees payable at issue and redemption. Individual costs such as charges, commissions, and other remuneration are not taken into consideration and would have a negative effect on the value trend if considered. No liability can be assumed for errors and omissions contained in this factsheet.

Potential investors should inform themselves about possible fiscal consequences, legal prerequisites and possible foreign exchange restrictions or control mechanisms that apply in their country of citizenship, residence, or current domicile and that might be relevant as regards buying, holding, exchanging, redeeming, or selling units. Further fiscal implications are described in the prospectus.

The fund units may be offered for sale or sold only in jurisdictions where such offers or sales are permissible. In particular, in the United States of America (USA), the units were not registered pursuant to the United States Securities Act of 1933 and can therefore be neither offered nor sold in the USA and neither offered nor sold to US citizens.

This document and the information it contains may not be distributed in the USA. The distribution and publication of this document as well as the offer or a sale of units may be subject to restrictions in other jurisdictions as well.

The published information constitutes neither an invitation nor an offer nor a recommendation to purchase units of the fund.