

HVP Global Opportunities Fund -EUR-

ISIN LI0105946391

Current data (at 30.06.2020)

Current NAV	EUR 191.29
Fund volume	EUR 6'795'947.22
Fund volume of unit class	EUR 1'400'620.47

Category

Investment category	Shares
Investment universe	World
Focus	Shares
UCITS target fund	yes

Asset manager

HighValue Partners AG
FL-9490 Vaduz
www.hvp.li

Management company

IFM Independent Fund Management AG
FL-9494 Schaan
www.ifm.li

Depository

Liechtensteinische Landesbank AG
FL-9490 Vaduz
www.llb.li

Distributor in Liechtenstein

HighValue Partners AG
FL-9490 Vaduz
www.hvp.li

Auditors

Ernst & Young AG
CH-3008 Bern
www.ey.com

Supervisory authority

FMA Finanzmarktaufsicht Liechtenstein
FL-9490 Vaduz
www.fma-li.li

see webpage (<https://www.ifm.li/Glossary>)

see legal advisory page 4

Performance in % (at 30.06.2020 in EUR)



1) Change of Asset Manager: From 01.01.2019 HighValue Partners AG

Historic performance in % (at 30.06.2020)

By the end of	Fund
2020 MTD	7.60%
YTD	8.19%
2019	16.68%
2018	-6.41%
2017	-3.82%
2016	4.07%
2015	4.37%
2014	12.15%
Since inception	91.29%
Since inception (annualized)	6.36%
Inception: 28.12.2009	

Historic performance, rolling in % (at 30.06.2020)

	YTD	1 Year cumulative	3 years p.a.	5 years p.a.	10 years p.a.	Since inception p.a.
Fund	8.19%	13.95%	4.46%	2.64%	5.61%	6.36%

Risk benchmarks

	3 Years	Inc.		3 Years	Inc.
Annualised Volatility	11.78%	10.09%	% Positive	54.35%	53.90%
NAV	167.78	100.00	Worst Period	-5.16%	-5.16%
Highest NAV	192.48	192.48	Best Period	4.52%	4.52%
Lowest NAV	143.94	98.55	Maximum Drawdown	-25.22%	-25.88%
Median	166.30	153.65	Number of observations	736	2'579
Mean	166.97	146.61	Sharpe Ratio	0.41	0.61

Fundportrait

Fund name	HVP Global Opportunities Fund - EUR-
unit class	-EUR-
Accounting currency of the (sub-) fund	EUR
Reference currency of the unit class	EUR
Legal form	unit trust
Fund type	UCITS
Close of accounting year	31.12
Launch date	28.12.2009
Initial issue price	EUR 100.00
Use of proceeds	reinvested

Fund charges

Issue premium	max. 3%
Redemption charge	0%
Redemption charge credited to the fund's assets	max. 0.25%
Management fee	max. 1.25%
Performance fee	15.00%
Hurdle rate	7.50%
High watermark	yes
OGC/ TER 1	2.83%
TER 2	2.83%
OGC/TER at	31.12.2019
SRRI according to KIID	1 2 3 4 5 6 7
01.01.2020	

Key figures

ISIN	LI0105946391
Security number	10594639
Bloomberg	HAMGEUR LE
WKN	A0YHF5

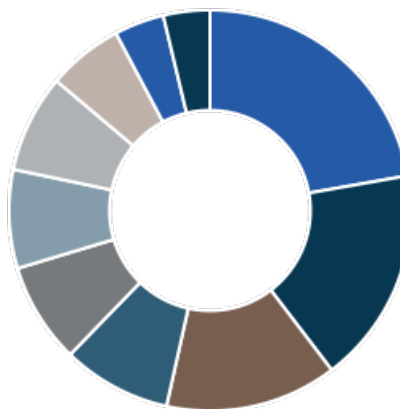
Publication / Internet

www.ifm.li
www.lafv.li
www.fundinfo.com

Top-10 positions (at 30.06.2020)

Company	Sector	Country	Weightings
0.125% Zscaler Inc 01.07.2025	Software	United States	6.71 %
2.000% Top Glove Labuan 01.03.2024	Various industries	Malaysia	6.35 %
2.250% Siem Industries 02.06.2021	Transportation	Cayman Islands	5.08 %
0.625 % Kingsoft Corporation 29.04.2025	Software	Hongkong	4.01 %
3.750% Sika 30.01.2022	Chemicals	Switzerland	3.84 %
Tencent Holdings	Internet	China	3.37 %
4.500% Shop Apotheke Europe 19.04.2023	Financial services	Netherlands	3.36 %
Softbank Corp	Internet	Japan	3.31 %
Swiss Re AG	Insurance	Switzerland	3.03 %
Alibaba Group	Various industries	Cayman Islands	3.01 %
Total			42.05 %

Countries (at 30.06.2020)



Country	Weightings
Switzerland	22.23 %
United States of America	17.41 %
Cayman Islands	13.83 %
other	8.77 %
Japan	8.10 %
China	7.94 %
Diverse other countries	7.89 %
Germany	6.08 %
Hong Kong	4.01 %
Netherlands	3.73 %
Total	100.00 %

Currencies (at 30.06.2020)

Currency	Weightings
CHF	28.28 %
USD	27.02 %
HKD	15.65 %
EUR	14.70 %
other	14.34 %
Total	100.00 %

Investment categories (at 30.06.2020)

Investment category	Weightings
Equity	58.98 %
Convertible bonds	42.04 %
other	-1.02 %
Total	100.00 %

Procedural information

Valuation interval	daily
Valuation day	Daily, Monday to Friday
Acceptance deadline for subscriptions	Day prior to valuation day by no later than 4.00pm (CET)
Acceptance deadline for redemptions	Day prior to valuation day by no later than 4.00pm (CET)
Minimum investment	1 unit
Value date	T + 3

Representative in Switzerland

LLB Swiss Investment AG
Claridenstrasse 20
CH-8002 Zürich
T +41 58 523 96 70
www.llbsswiss.ch

Paying agent in Switzerland

Helvetische Bank AG
Seefeldstrasse 215
CH-8008 Zürich
T +41 44 204 56 00
www.helvetischebank.ch


Information agent in Germany

Hauck & Aufhäuser Privatbankiers AG
Kaiserstrasse 24
DE-60311 Frankfurt am Main
T +49 69 21 61 0
www.hauck-aufhaeuser.de

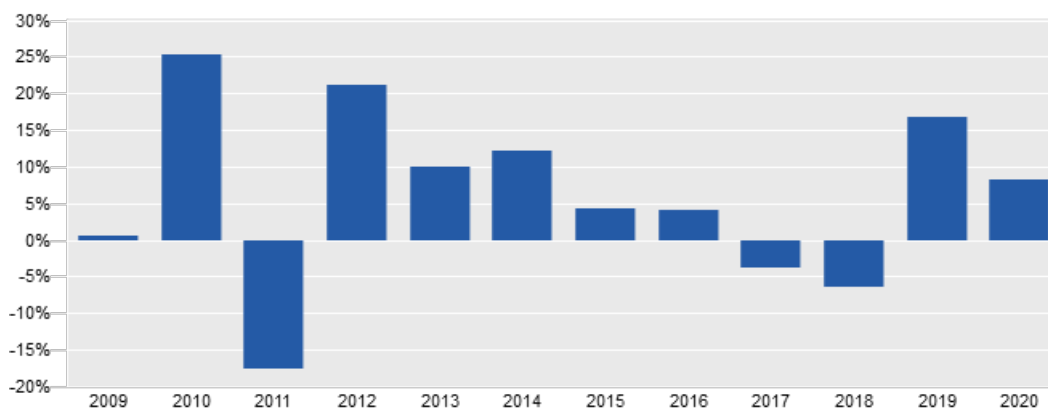
Paying and information agent in Austria

Erste Bank der österreichischen Sparkassen AG
Am Belvedere 1
AT-1100 Wien
T +43 5 01 00 20 11 1
www.sparkasse.at

Risk/return diagram (Since inception)



Historic performance in % (at 30.06.2020)



Inception: 28.12.2009

Distribution

Distribution to private investors	LI, DE, AT, CH
Distribution to professional investors	LI, DE, AT, CH
Sales restrictions	USA

Other share classes

HVP Global Opportunities Fund -CHF-	reinvested	HAMGCHF	LI0105946334
-------------------------------------	------------	---------	--------------

Historic performance, per calendar year in % (at 30.06.2020)

Year	Jan	Feb	Mar	Apr	May	Jun	Jul	Aug	Sep	Oct	Nov	Dec	YTD
2020	2.55	-4.75	-10.35	7.86	6.46	7.60							8.19
2019	4.85	4.53	1.43	0.87	-4.95	3.03	3.72	-1.76	-0.73	-0.45	2.88	2.56	16.68
2018	0.90	-0.09	-1.32	1.44	3.46	-1.26	-0.98	1.12	-1.26	-2.18	-0.48	-5.67	-6.41
2017	-0.07	3.21	-1.06	0.02	-1.65	-0.71	-1.06	-1.96	1.41	1.76	-2.26	-1.35	-3.82
2016	-5.66	0.92	-0.12	0.38	2.19	-0.41	2.73	0.39	0.05	1.60	0.84	1.34	4.07
2015	5.56	3.64	2.01	-0.40	1.75	-4.21	-0.54	-4.86	-3.30	5.62	2.41	-2.65	4.37
2014	1.98	0.56	0.21	0.99	3.80	0.13	1.17	1.01	-0.05	0.16	1.66	-0.02	12.15
2013	0.68	3.22	-0.36	0.61	2.09	-2.59	1.28	-0.92	4.26	3.03	-1.10	-0.48	9.93
2012	6.33	3.39	0.80	-0.85	-1.52	2.31	4.40	0.33	2.02	0.81	0.56	0.96	21.04
2011	1.51	1.58	-0.06	-2.23	-1.22	-4.67	-0.47	-8.25	-6.57	5.23	-5.49	2.40	-17.57
2010	0.67	0.54	10.66	3.50	-3.14	-1.82	4.26	-0.27	4.04	2.78	0.55	1.74	25.39
2009												0.49	0.49

Inception: 28.12.2009

Legal advisory:

None of the published data constitutes investment counsel or a recommendation of any kind. It is merely a summary of key characteristics of the fund and therefore should not be construed as being an invitation or an offer to purchase units.

This factsheet should be read in conjunction with the prospectus, the trust agreement, and the Key Investor Information Document ("KIID"). The purchase of units of the UCITS is governed by the prospectus, the trust agreement, and the KIID as well as the last annual report and, if already published, the subsequent semi-annual report. Only the information contained in the prospectus and particularly in the trust agreement including Annex A shall be valid. The prospectus, the KIID, the trust agreement and Annex A (The UCITS or compartments at a glance) as well as the latest annual and semi-annual reports if already published, are available free of charge on a durable data medium from the management company, the depositary, the paying agents, and all domestic and foreign distributors as well as on the website of the LAFV Liechtenstein Investment Fund Association at www.lafv.li. If so requested by the investor, the above documents can also be provided on paper free of charge. Further information about the fund is available online at www.ifm.li and from IFM Independent Fund Management AG, Landstrasse 30, FL-9494 Schaan, during business hours.

The historic performance of a unit is no guarantee of similar current and future performance. The value of a unit may rise or fall at any time. No guarantee can be given that the envisaged investment objective of the fund can be attained.

The value trend shown in this factsheet does not take into account the commissions and fees payable at issue and redemption. Individual costs such as charges, commissions, and other remuneration are not taken into consideration and would have a negative effect on the value trend if considered. No liability can be assumed for errors and omissions contained in this factsheet.

Potential investors should inform themselves about possible fiscal consequences, legal prerequisites and possible foreign exchange restrictions or control mechanisms that apply in their country of citizenship, residence, or current domicile and that might be relevant as regards buying, holding, exchanging, redeeming, or selling units. Further fiscal implications are described in the prospectus.

The fund units may be offered for sale or sold only in jurisdictions where such offers or sales are permissible. In particular, in the United States of America (USA), the units were not registered pursuant to the United States Securities Act of 1933 and can therefore be neither offered nor sold in the USA and neither offered nor sold to US citizens.

This document and the information it contains may not be distributed in the USA. The distribution and publication of this document as well as the offer or a sale of units may be subject to restrictions in other jurisdictions as well.

The published information constitutes neither an invitation nor an offer nor a recommendation to purchase units of the fund.