

H.A.M. Global Convertible Bond Fund -EUR-A-

ISIN LI0010404585

Current data (at 28.04.2021)

Current NAV	EUR 2'506.01
Fund volume	EUR 852'062'501.33
Fund volume of unit class	EUR 195'566'643.64

Category

Investment category	Convertible Bonds
Investment universe	Global
Focus	Convertible Bonds
UCITS target fund	yes

Asset manager

Holinger Asset Management AG
CH-8002 Zürich
www.h-a-m.ch

Management company

IFM Independent Fund Management AG
FL-9494 Schaan
www.ifm.li

Depository

Liechtensteinische Landesbank AG
FL-9490 Vaduz
www.llb.li

Distributor in Liechtenstein

HighValue Partners AG
FL-9490 Vaduz
www.hvp.li

Auditors

Ernst & Young AG
CH-3008 Bern
www.ey.com

Supervisory authority

FMA Finanzmarktaufsicht Liechtenstein
FL-9490 Vaduz
www.fma-li.li

see webpage (<https://www.ifm.li/Glossary>)

Performance in % (at 28.04.2021 in EUR)



Historic performance in % (at 28.04.2021)

By the end of	Fund
2021 MTD	1.83%
2021 YTD	4.59%
2020	16.24%
2019	10.47%
2018	-6.06%
2017	5.72%
2016	4.57%
2015	4.37%
2014	4.48%
2013	11.17%
Since inception	150.60%
Since inception (annualized)	4.45%

Inception: 29.03.2000

Historic performance, rolling in % (at 28.04.2021)

	YTD	1 Year cumulative	3 years p.a.	5 years p.a.	10 years p.a.	15 years p.a.	Since inception p.a.
Fund	4.59%	26.49%	7.96%	6.79%	5.38%	4.79%	4.45%

Risk benchmarks

	3 Years	Inc.	3 Years	Inc.
Annualised Volatility	8.14%	6.30%	% Positive	64.60%
NAV	1'989.93	1'000.00	Worst Period	-6.56%
Highest NAV	2'545.21	2'545.21	Best Period	2.61%
Lowest NAV	1'828.18	890.24	Maximum Drawdown	-13.83%
Median	2'014.50	1'375.71	Number of observations	161
Mean	2'086.43	1'450.09	Sharpe Ratio	1.03
				0.46

Fundportrait

Fund name	H.A.M. Global Convertible Bond Fund -EUR-A-
Unit class	-EUR-A-
Accounting currency of the (sub-) fund	EUR
Reference currency of the unit class	EUR
Legal form	unit trust
Fund type	UCITS
Close of accounting year	31.12
Launch date	29.03.2000
Initial issue price	EUR 1'000.00
Use of proceeds	reinvested

Fund charges

Issue premium	max. 3%
Redemption charge	0%
Redemption charge credited to the fund's assets	0.25%
Management fee	max. 1.2%
Performance fee	10.00%
Performance Fee 2	15.00%
Hurdle rate	7.50%
Hurdle Rate 2	15.00%
High watermark	yes
OGC/ TER 1	1.36%
TER 2	2.22%
OGC/TER at	31.12.2020
SRRI according to KIID	1 2 3 4 5 6 7
31.03.2021	

Key figures

ISIN	LI0010404585
Security number	1040458
Bloomberg	GLCNBND LE
WKN	964917

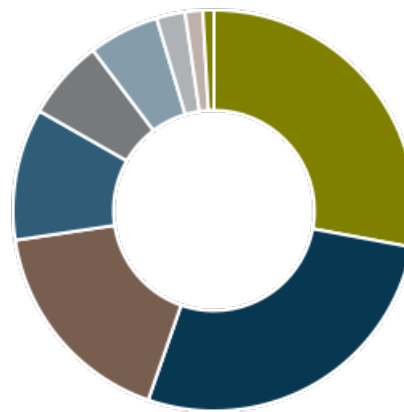
Publication / Internet

www.ifm.li
www.lafv.li
www.fundinfo.com

Top-10 positions (at 28.04.2021)

Company	Sector	Country	Weightings
0.375% Vinci 16.02.2022	Construction industry	France	1.80 %
1.250% Weibo 15.11.2022	IT-services	Cayman Islands	1.65 %
0.000% STMicroelectronics 04.08.2027	Semiconductor	Netherlands	1.63 %
0.125% Akamai Technologies 01.05.2025	Internet	United States	1.58 %
1.000% Delivery Hero 23.01.2027	Internet	Germany	1.55 %
0.375% Palo Alto Networks 01.06.2025	IT-services	United States	1.52 %
0.000% Citigroup Global / Longfor Real Estate 25.07.2024		Luxembourg	1.51 %
0 % SBI Holdings Inc 25.07.2025	Financial services	Japan	1.43 %
0.000% Poseidon Finance 01.02.2025	Various industries	China	1.32 %
0.000 % Citigroup Global on Siemens 23.10.2023	Financial services	United States	1.31 %
Total			15.31 %

Countries (at 28.04.2021)



Country

North America	27.92 %
European Union	27.38 %
Far East	17.33 %
Central America	10.62 %
Liquidity	6.46 %
Diverse	5.68 %
Non European Union	2.30 %
Australia / New Zealand	1.42 %
Near and middle East	0.88 %
Total	100.00 %

Industries (at 28.04.2021)

1. Communications	20.40 %
2. Financial services	13.44 %
3. Industrial	13.21 %
4. Technology	12.14 %
5. Consumer (non-cyclical)	12.00 %
6. Consumer (cyclical)	9.40 %
7. Liquidity	6.46 %
8. Various industries	5.02 %
9. other	4.75 %
10. Real Estate	3.19 %

Currencies (at 28.04.2021)

Currency	Weightings
EUR	97.20 %
other	2.05 %
SGD	0.76 %
Total	100.00 %

Investment categories (at 28.04.2021)

Investment category	Weightings
Convertible bonds	91.71 %
Cash balances	6.21 %
other	2.08 %
Total	100.00 %

Procedural information

Valuation interval	weekly
Valuation day	Wednesday
Acceptance deadline for subscriptions	Valuation day by no later than 12.00 noon (CET)
Acceptance deadline for redemptions	Valuation day by no later than 12.00 noon (CET)
Minimum investment	1 unit
Value date	T + 3

Representative in Switzerland

LLB Swiss Investment AG
Claridenstrasse 20
CH-8002 Zürich
T +41 58 523 96 70
www.llbsswiss.ch

Paying agent in Switzerland

Helvetische Bank AG
Seefeldstrasse 215
CH-8008 Zürich
T +41 44 204 56 00
www.helvetischebank.ch


Information agent in Germany

Hauck & Aufhäuser Privatbankiers AG
Kaiserstrasse 24
DE-60311 Frankfurt am Main
T +49 69 21 61 0
www.hauck-aufhaeuser.de

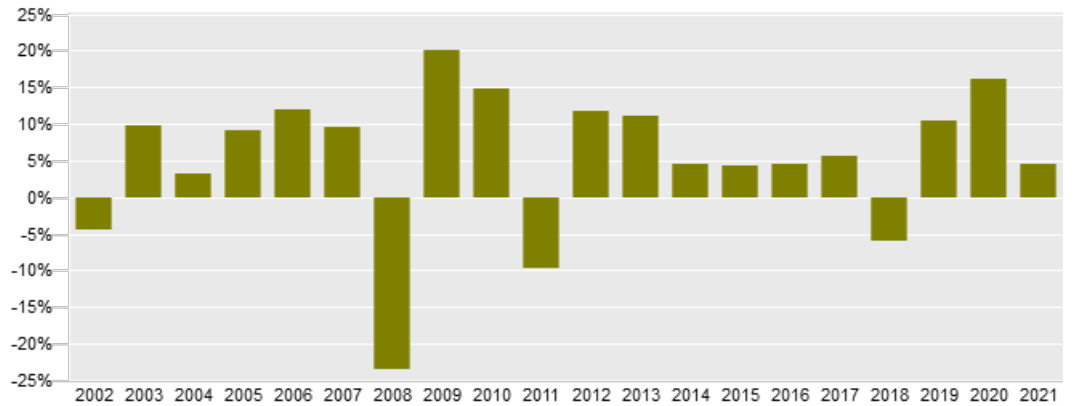
Paying and information agent in Austria

Erste Bank der österreichischen Sparkassen AG
Am Belvedere 1
AT-1100 Wien
T +43 5 01 00 20 11 1
www.sparkasse.at

Risk/return diagram (Since inception)



Historic performance in % (at 28.04.2021)



Inception: 29.03.2000

Distribution

Distribution to private investors LI, DE, AT, CH, UK

Distribution to professional investors LI, DE, AT, CH, UK, IT

Sales restrictions USA

Other share classes

H.A.M. Global Convertible Bond Fund -CHF-A-	reinvested	GLCNBNC	LI0045967341
H.A.M. Global Convertible Bond Fund -CHF-D-	reinvested	GLCNBCD	LI0336894378
H.A.M. Global Convertible Bond Fund -EUR-D-	reinvested	GLCNBED	LI0336894352
H.A.M. Global Convertible Bond Fund -GBP-A-	reinvested	GLCNBGA	LI0364737259
H.A.M. Global Convertible Bond Fund -USD-A-	reinvested	GLCNBNU	LI0028897788
H.A.M. Global Convertible Bond Fund -USD-D-	reinvested	GLCNBUD	LI0336894360

Historic performance, per calendar year in % (at 28.04.2021)

Year	Jan	Feb	Mar	Apr	May	Jun	Jul	Aug	Sep	Oct	Nov	Dec	YTD
2021	2.17	2.72	-2.14	1.83									4.59
2020	1.86	-1.27	-10.09	6.30	2.74	3.75	3.20	2.19	-1.17	0.00	5.03	3.65	16.24
2019	3.20	2.73	-0.22	2.16	-2.60	1.49	1.62	-2.11	0.98	0.17	2.26	0.49	10.47
2018	1.47	-0.86	-1.03	0.62	0.46	-1.18	0.74	0.30	-0.35	-3.48	-0.24	-2.59	-6.06
2017	1.02	1.53	-0.67	0.93	0.74	-0.18	1.02	-0.63	0.59	1.43	0.00	-0.18	5.72
2016	-3.54	-0.72	3.76	1.03	0.18	-0.32	2.34	1.13	0.51	0.12	-0.29	0.43	4.57
2015	1.99	2.29	0.55	2.80	0.75	-1.65	-2.30	-2.85	-0.51	3.54	0.72	-0.81	4.37
2014	-0.77	1.01	-0.60	0.70	2.00	1.53	0.45	0.61	-0.68	-0.94	1.89	-0.74	4.48
2013	1.19	0.82	2.32	0.69	2.08	-3.54	2.48	-0.93	2.81	1.67	0.19	1.03	11.17
2012	4.05	2.97	0.50	-1.16	-2.42	1.43	1.65	1.82	0.22	-0.76	0.76	2.33	11.80
2011	0.92	-0.02	-0.29	0.36	-0.88	-2.25	0.85	-5.24	-4.31	1.54	-1.14	0.54	-9.72
2010	1.65	0.99	3.23	0.99	-3.97	1.42	2.48	0.56	1.89	2.48	0.93	1.48	14.88
2009	-0.18	-2.34	1.27	4.93	3.17	0.00	4.86	1.96	2.82	-0.25	0.93	1.56	20.13
2008	-5.48	-0.82	-4.87	2.11	0.20	-2.57	-3.49	1.87	-4.16	-13.06	-0.05	5.17	-23.45
2007	1.99	-0.62	0.67	2.13	2.22	0.41	1.12	-3.01	2.50	2.40	-1.91	1.37	9.48
2006	2.25	3.68	0.72	2.51	-4.11	-2.27	0.91	1.67	1.47	2.50	0.34	1.90	11.91
2005	0.63	0.65	0.01	-0.44	0.39	1.92	1.64	0.18	1.97	-1.78	1.62	2.08	9.17
2004	2.34	1.13	1.34	1.21	-2.59	-0.89	-1.63	0.87	0.02	-0.31	1.22	0.62	3.28
2003	0.08	-0.18	0.99	1.10	1.49	2.06	0.70	1.59	0.95	0.25	-0.32	0.63	9.70
2002	0.73	-0.74	1.32	0.23	-2.69	-1.84	-3.23	1.08	-2.29	0.50	2.43	0.06	-4.52
2001	2.69	0.19	-0.15	-0.41	1.26	-2.20	-1.27	0.19	-3.46	2.52	2.01	0.78	1.98
2000				-0.17	-0.52	-0.13	0.41	0.15	-1.57	-0.73	-1.40	-1.96	-5.79

Inception: 29.03.2000

Legal disclaimer:

This marketing material was compiled by IFM Independent Fund Management AG with utmost care, to the best of its ability, and according to the principles of good faith. The product mentioned in this marketing material is domiciled in Liechtenstein and this marketing material is issued by IFM Independent Fund Management AG, Landstrasse 30, 9494 Schaan, Liechtenstein.

None of the published data constitutes investment counsel or a recommendation of any kind. It is merely a summary of key characteristics of the fund and therefore should not be construed as being an invitation or an offer to purchase units.

This marketing material should be read in conjunction with the constitutive documents, and the Key Investor Information Document ("KIID"). The purchase of units of the fund is governed by the constitutive documents, and the KIID as well as the latest annual report and, if already published, the subsequent semi-annual report.

Only the information contained in the above-mentioned documents is valid. The above-mentioned documents are available free of charge on a durable data medium from the management company, the depositary, the paying agents, and all domestic and foreign distributors as well as on the website of the LAFV Liechtenstein Investment Fund Association at www.lafv.li. If so requested by the investor, the above documents can also be provided on paper free of charge. Further information about the fund is available online at www.ifm.li and from IFM Independent Fund Management AG, Landstrasse 30, FL-9494 Schaan, during business hours.

The historic performance of a unit is no guarantee of similar current and future performance. The value of a unit may rise or fall at any time. No guarantee can be given that the envisaged investment objective of the fund can be attained.

The value trend shown in this marketing material does not take into account the commissions and fees that are payable at issue and redemption. Individual costs such as charges, commissions, and other remuneration are not taken into consideration and would have a negative effect on the value trend if considered. No liability can be assumed for errors and omissions contained in this fact sheet.

Potential investors should inform themselves about possible fiscal consequences, legal prerequisites and possible foreign exchange restrictions or control mechanisms that apply in their country of citizenship, residence, or current domicile and that might be relevant as regards buying, holding, exchanging, redeeming, or selling units. Further fiscal implications are described in the constitutive documents.

The fund units may be offered for sale or sold only in jurisdictions where such offers or sales are permissible. In particular, in the United States of America (USA), the units were not registered pursuant to the United States Securities Act of 1933 and can therefore be neither offered nor sold in the USA and neither offered nor sold to US citizens.

This document and the information it contains may not be distributed in the USA. The distribution and publication of this document as well as the offer or a sale of units may be subject to restrictions in other jurisdictions as well.

This marketing material is provided only for information purposes and for the exclusive use of the recipient. Without the written consent of IFM Independent Fund Management AG, this marketing material may not be fully or partially copied, nor duplicated, nor distributed. The published information constitutes neither an invitation nor an offer nor a recommendation to purchase units of the fund.