

H.A.M. Global Convertible Bond Fund -USD-A-

ISIN LI0028897788

Current data (at 31.08.2022)

Current NAV	USD 1'639.81
Fund volume	EUR 761'476'168.10
Fund volume of unit class	USD 28'895'062.61

Management company

IFM Independent Fund Management AG
FL-9494 Schaan
info@ifm.li
www.ifm.li

Asset manager

Holinger Asset Management AG
CH-8002 Zürich
www.h-a-m.ch

Depository

Liechtensteinische Landesbank AG
FL-9490 Vaduz
www.llb.li

Auditors

Ernst & Young AG
CH-3008 Bern
www.ey.com

Supervisory authority

FMA Finanzmarktaufsicht Liechtenstein
FL-9490 Vaduz
www.fma-li.li

see webpage (<https://www.ifm.li/Glossary>)

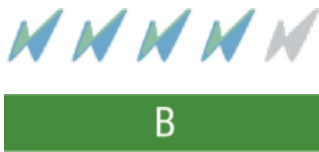
see legal advisory page 4

ESG-Fundrating

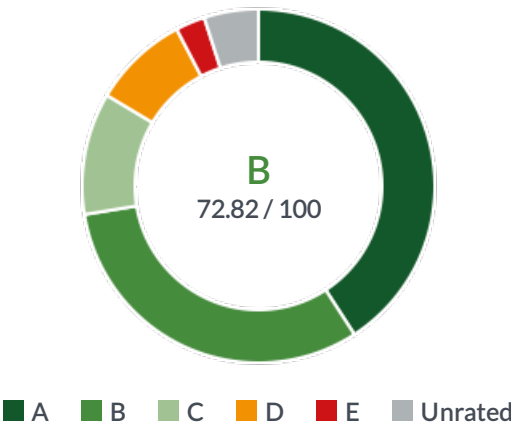
Fund-Score (Weighted Average ESG Score)	72.82 / 100
Fund-Rating	B
Rating significance (max.100)	95.03
Unrated	4.97

WaVeritas Rating

www.waveritas.com



ESG Rating Distribution of Fund Holdings



Rating	in %
A	40.85
B	31.58
C	11.13
D	8.77
E	2.7
Unrated	4.97
Total	100.00

ESG Topic Performance



ESG
72.82



Environmental
63.79



Social
67.9



Governance
72.26

Rating Scale (0 = lowest value / 100 = highest value)



Fundportrait

Fund name	H.A.M. Global Convertible Bond Fund -USD-A-
Unit class	-USD-A-
Accounting currency of the (sub-) fund	EUR
Reference currency of the unit class	USD
Legal form	unit trust
Fund type	UCITS
Close of accounting year	31.12
Launch date	11.04.2007
Initial issue price	USD 1'000.00
Use of proceeds	reinvested

Key figures

ISIN	LI0028897788
Security number	2889778
Bloomberg	GLCNBNU LE
WKN	A0MVNH

Category

Investment category	Convertible Bonds
Investment universe	Global
Focus	Convertible Bonds
SFDR Classification	Article 6

Fund charges

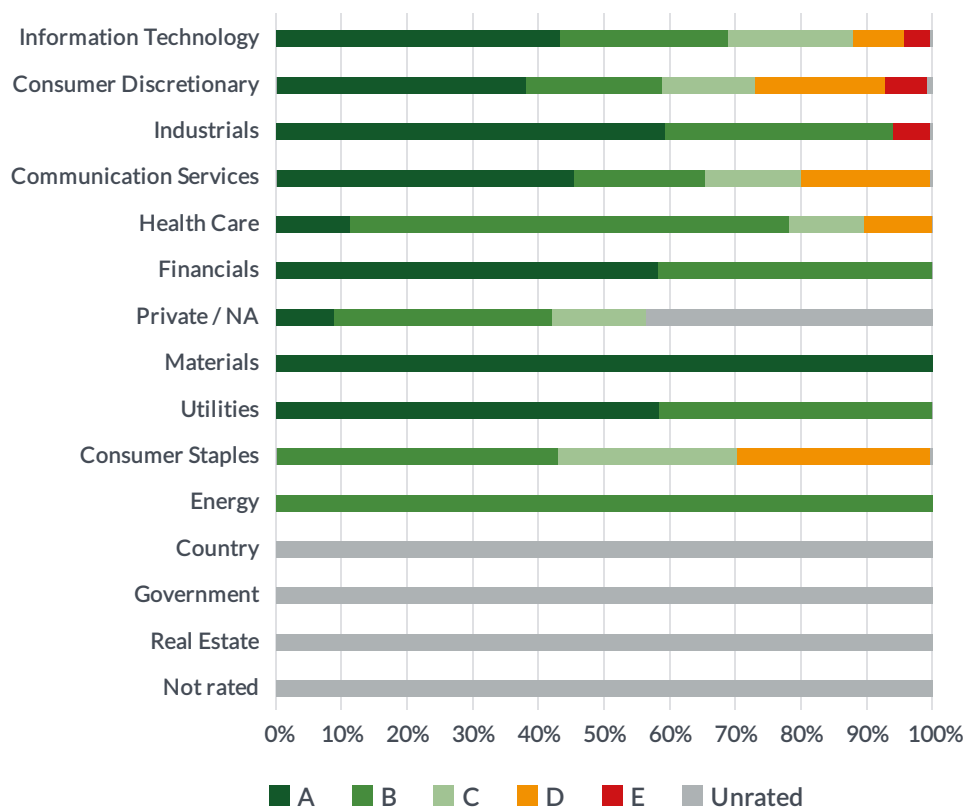
Issue premium	max. 3%
Redemption charge	0%
Redemption charge credited to the fund's assets	0.25%
Management fee	max. 1.2%
Performance fee	10.00%
Performance Fee 2	15.00%
Hurdle rate	7.50%
Hurdle Rate 2	15.00%
High watermark	yes
OGC/ TER 1	1.34%
TER 2	1.34%
OGC/TER at	29.06.2022

Breakdown by sector and ESG ratings

Sector	No.	WGT in %	A	B	C	D	E	NR
Information Technology	23	23.60	10.25	6.05	4.52	1.85	0.93	0.00
Consumer Discretionary	16	16.25	6.22	3.39	2.33	3.24	1.06	0.00
Industrials	13	12.50	7.43	4.35	0.00	0.00	0.71	0.00
Communication Services	10	10.91	4.96	2.19	1.61	2.15	0.00	0.00
Health Care	9	8.41	0.95	5.63	0.97	0.87	0.00	0.00
Financials	7	8.39	4.88	3.51	0.00	0.00	0.00	0.00
Private / NA	8	7.47	0.66	2.48	1.08	0.00	0.00	3.25
Materials	3	3.72	3.72	0.00	0.00	0.00	0.00	0.00
Utilities	3	3.05	1.78	1.27	0.00	0.00	0.00	0.00
Consumer Staples	3	2.24	0.00	0.96	0.62	0.66	0.00	0.00
Energy	2	1.74	0.00	1.74	0.00	0.00	0.00	0.00
Country	0	0.00	0.00	0.00	0.00	0.00	0.00	0.00
Government	0	0.00	0.00	0.00	0.00	0.00	0.00	0.00
Real Estate	0	0.00	0.00	0.00	0.00	0.00	0.00	0.00
Not rated	2	1.72	0.00	0.00	0.00	0.00	0.00	1.72
Total	99	100.00	40.85	31.58	11.13	8.77	2.70	4.97

Weighted Average ESG Rating (ex Cash)
NR = Not Rated

ESG Sector Stacked Barchart



Distribution

Distribution to private investors	LI, DE, AT, CH, UK
Distribution to professional investors	LI, DE, AT, CH, UK, IT
Sales restrictions	USA

Switzerland representative

LLB Swiss Investment AG
CH-8002 Zürich
www.llbsswiss.ch

Switzerland paying agent

Helvetische Bank AG
CH-8008 Zürich
info@nhb.ch
www.helvetischebank.ch

Facility agent Germany

IFM Independent Fund Management AG
FL-9494 Schaan
info@ifm.li
www.ifm.li

Contact and information agent Austria

Erste Bank der österreichischen Sparkassen AG
AT-1100 Wien
www.sparkasse.at

Facilities agent United Kingdom

Bank Frick & Co. AG UK Branch
London WC1B 3HH
info@bankfrick.co.uk

Top 5-ESG-Positions (by weighting)

Name of position	Sector	ESG Rating	WGT in %	ESG PCTL
0.000% Sony Corp 30.09.2022	Information Technology	A	0.44	1.0000
7.250 % Bank of America open end	Financials	A	1.01	0.9943
0.000 % Citigroup Global on Siemens 23.10.2023	Industrials	A	1.27	0.9909
0.000% Umicore 23.06.2025	Materials	A	0.87	0.9860
0.000% STMicroelectronics 04.08.2027	Information Technology	A	1.76	0.9858

Bottom 5-ESG-Positions (by weighting)

Name of position	Sector	ESG Rating	WGT in %	ESG PCTL
0.000% Tequ Mayflower / Hope Education 02.03.2026	Industrials	E	0.71	0.0077
0.000% Nio 01.02.2026	Consumer Discretionary	E	1.06	0.0625
0.125% Bentley Systems 15.01.2026	Information Technology	E	0.93	0.1429
0.000% MicroPort Scientific 11.06.2026	Health Care	D	0.87	0.2079
0.000% Confluent 15.01.2027	Information Technology	D	0.78	0.2396

Exclusion criteria

Criterion	Exclusion criteria applied		Compliant
Alcohol	no	n/a	n/a
Adult entertainment	no	n/a	n/a
Genetic engineering	no	n/a	n/a
Gambling	no	n/a	n/a
Nuclear energy	no	n/a	n/a
Coal mining	no	n/a	n/a
Military contracts	no	n/a	n/a
Furs	no	n/a	n/a
Pesticides	no	n/a	n/a
Tobacco	no	n/a	n/a
Weapons	no	n/a	n/a

Procedural information

Valuation interval	weekly
Valuation day	Wednesday
Acceptance deadline for subscriptions	Valuation day by no later than 12.00 noon (CET)
Acceptance deadline for redemptions	Valuation day by no later than 12.00 noon (CET)
Minimum investment	1 unit
Value date	T + 3

Publication / Internet

www.ifm.li
www.lafv.li
www.fundinfo.com

Transparency and information document

ESG information can help investors integrate non-financial sustainability considerations into their investment process. The ESG metrics in this document are for transparency and information purposes only and do not constitute promotional material. However, the presence of ESG ratings should not be taken as an indication of how and whether ESG factors will be integrated into the Sub-Fund.

The Sub-Fund can apply ESG criteria from one or more external ESG data providers, which may be incomplete, inaccurate, different or unavailable. Therefore, there is a risk that the Management Company may incorrectly assess a security or issuer, resulting in a security being wrongly included in or excluded from the Sub-Fund's portfolio. The use of ESG criteria may affect the performance of the Sub-Fund and therefore the Sub-Fund may perform differently compared to similar funds where such criteria are not applied. Where ESG exclusion criteria are set out in the investment policy of an ESG Fund, this may result in that Sub-Fund refraining from purchasing certain securities even though it would be advantageous to do so or selling securities on the basis of their ESG characteristics even though it may be disadvantageous to do so. In order to evaluate a security or an issuer on the basis of ESG criteria, the Management Company relies on information and data from third party ESG providers, which may be incomplete, incorrect or unavailable. Therefore, there is a risk that the Management Company may incorrectly value a security or issuer. There is also a risk that the Management Company may not correctly apply the relevant ESG criteria or that the Sub-Fund may have indirect exposure to issuers that do not meet the ESG criteria used by the Sub-Fund. Neither the Sub-Fund nor the Management Company nor the Asset Managers make any representation or warranty, express or implied, as to the adequacy, correctness, accuracy, fairness or completeness of any such ESG assessment.

The ESG research information developed by WaVeritas AG has been prepared based on various sources and a proprietary methodology exclusively and specifically for IFM Independent Fund Management AG. The ESG Research Information has been prepared to the best of WaVeritas knowledge and belief. However, WaVeritas does not warrant the completeness, accuracy, adequacy or timeliness of the research information in connection with this marketing material, as fundamental facts often change. None of the ESG Research Information provided by WaVeritas constitutes an investment recommendation in any form. The user of this information assumes the entire risk of any use of the information. The ESG Research information may not be used by the reader to create derivative work. Liability for loss or damage of any kind, including direct, indirect or consequential damages, arising out of the use of WaVeritas prepared ESG Research Information in this marketing material is expressly disclaimed by WaVeritas, IFM and its employees.