

# H.A.M. Global Convertible Bond Fund -CHF-A-

ISIN LI0045967341

## Current data (at 31.01.2024)

Current NAV	CHF 1'742.07
Fund volume	EUR 659'258'932.05
Fund volume of unit class	CHF 114'541'251.93

## Category

Investment category	Convertible Bonds
Investment universe	Global
Focus	Convertible Bonds
UCITS target fund	yes

## Asset manager

Holinger Asset Management AG  
CH-8002 Zürich  
[www.h-a-m.ch](http://www.h-a-m.ch)

## Management company

IFM Independent Fund Management AG  
FL-9494 Schaan  
[www.ifm.li](http://www.ifm.li)

## Depository

Liechtensteinische Landesbank AG  
FL-9490 Vaduz  
[www.llb.li](http://www.llb.li)

## Distributor in Liechtenstein

HighValue Partners AG  
FL-9490 Vaduz  
[www.hvp.li](http://www.hvp.li)

## Auditors

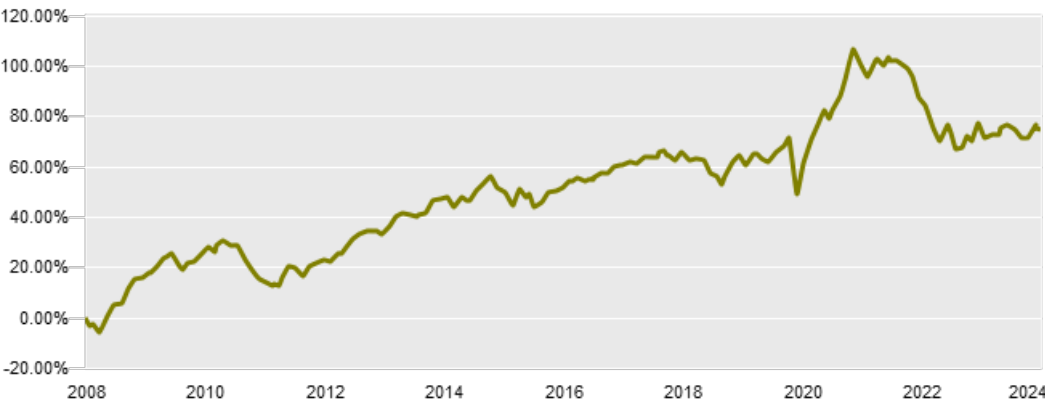
Ernst & Young AG  
CH-3008 Bern  
[www.ey.com](http://www.ey.com)

## Supervisory authority

FMA Finanzmarktaufsicht Liechtenstein  
FL-9490 Vaduz  
[www.fma-li.li](http://www.fma-li.li)

see webpage (<https://www.ifm.li/Glossary>)

## Performance in % (at 31.01.2024 in CHF)



## Historic performance in % (at 31.01.2024)

By the end of		Fund
2024	MTD	-1.11%
	YTD	-1.11%
2023		3.59%
2022		-14.28%
2021		2.03%
2020		15.93%
2019		9.82%
2018		-6.56%
2017		5.39%
2016		4.01%
Since inception		74.21%
Since inception (annualized)		3.73%
Inception: 10.12.2008		

## Historic performance, rolling in % (at 31.01.2024)

	YTD	1 Year cumulative	3 years p.a.	5 years p.a.	10 years p.a.	15 years p.a.	Since inception p.a.
Fund	-1.11%	-1.55%	-4.75%	2.03%	2.19%	3.87%	3.73%

## Risk benchmarks

	3 Years	Inc.		3 Years	Inc.
Annualised Volatility	6.77%	6.87%	% Positive	54.04%	59.80%
NAV	1'986.71	1'000.00	Worst Period	-3.47%	-6.49%
Highest NAV	2'065.43	2'065.43	Best Period	2.00%	3.16%
Lowest NAV	1'656.47	938.51	Maximum Drawdown	-19.80%	-19.80%
Median	1'761.51	1'528.08	Number of observations	161	806
Mean	1'832.43	1'506.92	Sharpe Ratio	-0.67	0.58

Fundportrait

Fund name	H.A.M. Global Convertible Bond Fund -CHF-A-
Unit class	-CHF-A-
Accounting currency of the (sub-) fund	EUR
Reference currency of the unit class	CHF
Legal form	unit trust
Fund type	UCITS
Close of accounting year	31.12
Launch date	10.12.2008
Initial issue price	CHF 1'000.00
Use of proceeds	reinvested

Fund charges

Issue premium	max. 3%
Redemption charge	0%
Redemption charge credited to the fund's assets	0.25%
Management fee	max. 1.2%
Performance fee	10.00%
Performance Fee 2	15.00%
Hurdle rate	7.50%
Hurdle Rate 2	15.00%
High-on-High-Mark	yes
OGC/ TER 1	1.33%
TER 2	1.33%
OGC/TER at	28.06.2023
SRI according to KID 07.05.2023	<div><div>1</div><div>2</div><div>3</div><div>4</div><div>5</div><div>6</div><div>7</div></div>

Key figures

ISIN	LI0045967341
Security number	4596734
Bloomberg	GLCNBNC LE
WKN	AORD13

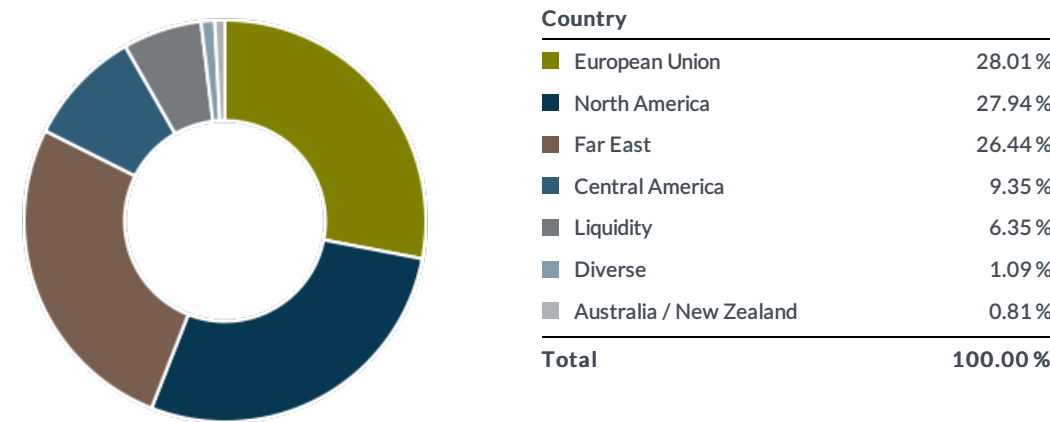
Publication / Internet

www.ifm.li  
www.lafv.li  
www.fundinfo.com

Top-10 positions (at 31.01.2024)

Company	Sector	Country	Weightings
0.375% Akamai Technologies 01.09.2027	Software	United States	1.92 %
0.000% Poseidon Finance 01.02.2025	Financial services	China	1.75 %
0.000% Zhongsheng Group 21.05.2025	Car supplier	Cayman Islands	1.62 %
1.600% LG Chem 18.07.2030	Chemicals	Korea, Republic	1.55 %
0.000% Merrill Lynch BAC/Total Energies 30.01.2026	Banks	Netherlands	1.54 %
1.750% SK hynix Inc 11.04.2030	Electronics	Korea, Republic	1.48 %
2.500% Lenovo Group 26.08.2029	Computer / Hardware	Hongkong	1.47 %
0.000% Morgan Stanley Siemens 05.10.2026	Financial services	United States	1.44 %
0.000% DAIWA HOUSE INDUSTRY 29.03.2030	Construction industry	Japan	1.44 %
0.000% STMicroelectronics 04.08.2027	Semiconductor	Netherlands	1.41 %
Total			15.62 %

Countries (at 31.01.2024)



Industries (at 31.01.2024)

1. Industrial	21.57 %
2. Financial services	19.52 %
3. Consumer (non-cyclical)	13.24 %
4. Communications	11.64 %
5. Consumer (cyclical)	10.86 %
6. Liquidity	6.35 %
7. Technology	5.93 %
8. other	4.86 %
9. Utilities	3.16 %
10. Real Estate	2.86 %

Currencies (at 31.01.2024)

Currency	Weightings
CHF	96.00 %
other	2.66 %
EUR	1.34 %
Total	100.00 %

Investment categories (at 31.01.2024)

Investment category	Weightings
Convertible bonds	92.64 %
Cash balances	4.72 %
other	2.64 %
Total	100.00 %

Procedural information

Valuation interval	weekly
Valuation day	Wednesday
Acceptance deadline for subscriptions	Valuation day by no later than 4.00pm (CET)
Acceptance deadline for redemptions	Valuation day by no later than 4.00pm (CET)
Minimum investment	1 unit
Value date	T + 2

Representative in Switzerland

**LLB Swiss Investment AG**  
Claridenstrasse 20  
CH-8002 Zürich  
T +41 58 523 96 70  
www.llbsswiss.ch

Paying agent in Switzerland

**Helvetische Bank AG**  
Seefeldstrasse 215  
CH-8008 Zürich  
T +41 44 204 56 00  
www.helvetischebank.ch

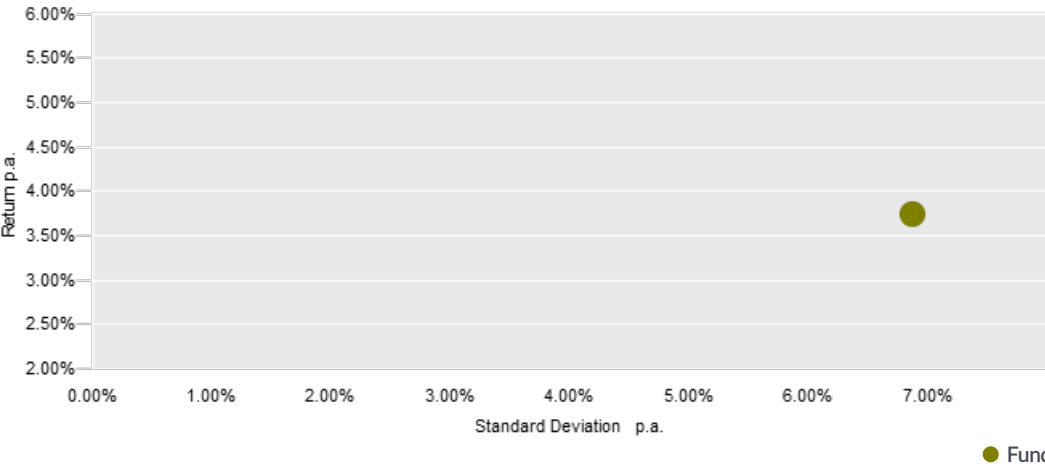
Facility agent Germany

**IFM Independent Fund Management AG**  
Landstrasse 30  
FL-9494 Schaan  
T +4232350450  
info@ifm.li  
www.ifm.li

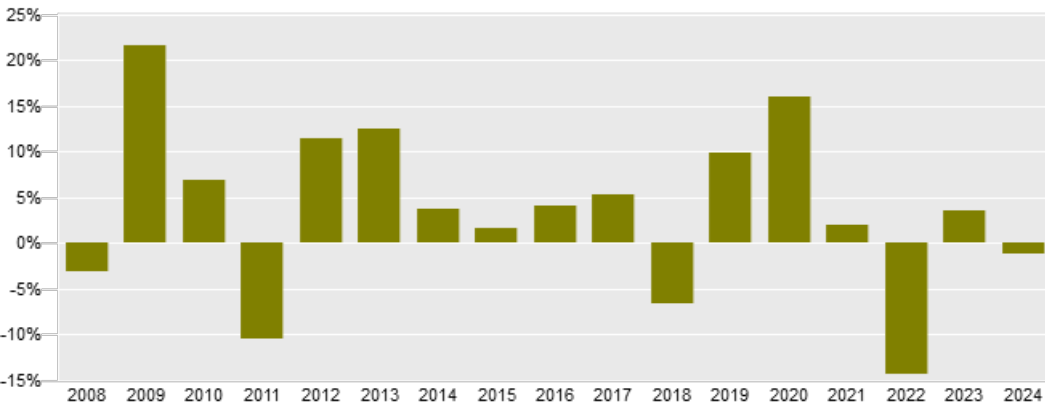
Contact and information agent  
Austria

**Erste Bank der österreichischen  
Sparkassen AG**  
Am Belvedere 1  
AT-1100 Wien  
T +43 5 01 00 20 11 1  
foreignfunds0540@erstebank.at  
www.sparkasse.at

Risk/return diagram (Since inception)



Historic performance in % (at 31.01.2024)



Inception: 10.12.2008

Distribution

Distribution to private investors	LI, DE, AT, CH
Distribution to professional investors	LI, DE, AT, CH, UK, IT
Sales restrictions	USA

Other share classes

H.A.M. Global Convertible Bond Fund -CHF-D-	reinvested	GLCNBCD	LI0336894378
H.A.M. Global Convertible Bond Fund -EUR-A-	reinvested	GLCNBND	LI0010404585
H.A.M. Global Convertible Bond Fund -EUR-D-	reinvested	GLCNBED	LI0336894352
H.A.M. Global Convertible Bond Fund -GBP-A-	reinvested	GLCNBGA	LI0364737259
H.A.M. Global Convertible Bond Fund -USD-A-	reinvested	GLCNBNU	LI0028897788
H.A.M. Global Convertible Bond Fund -USD-D-	reinvested	GLCNBUD	LI0336894360

Historic performance, per calendar year in % (at 31.01.2024)

Year	Jan	Feb	Mar	Apr	May	Jun	Jul	Aug	Sep	Oct	Nov	Dec	YTD
2024	-1.11												-1.11
2023	3.59	-0.81	-0.92	-0.18	-0.10	1.83	0.20	-1.00	-1.68	-2.22	2.41	2.59	3.59
2022	-3.12	-1.55	-1.42	-3.29	-2.96	-2.26	1.40	-0.06	-3.77	0.19	2.68	-0.91	-14.28
2021	2.17	2.75	-2.20	1.86	-1.94	1.47	-1.52	0.75	-0.60	0.99	-0.46	-1.10	2.03
2020	1.77	-1.34	-10.07	6.19	2.73	3.73	3.19	2.20	-1.20	-0.03	5.06	3.66	15.93
2019	3.16	2.68	-0.31	2.13	-2.64	1.43	1.53	-2.07	0.92	0.15	2.20	0.41	9.82
2018	1.45	-0.91	-1.06	0.60	0.38	-1.24	0.71	0.22	-0.38	-3.54	-0.28	-2.61	-6.56
2017	0.97	1.47	-0.75	0.94	0.68	-0.22	1.06	-0.62	0.62	1.39	-0.02	-0.23	5.39
2016	-3.57	-0.77	3.67	1.05	0.18	-0.37	2.26	1.13	0.45	0.03	-0.33	0.36	4.01
2015	0.10	2.30	0.21	2.68	0.62	-1.64	-2.27	-2.97	-0.40	3.53	0.64	-0.92	1.67
2014	-0.81	0.84	-0.55	0.69	1.89	1.42	0.44	0.47	-0.68	-0.98	1.84	-0.79	3.79
2013	1.99	0.30	2.22	1.12	2.49	-3.83	2.67	-1.00	2.85	2.07	0.21	0.95	12.51
2012	3.83	2.69	0.45	-1.25	-2.22	1.37	1.66	1.79	0.41	-0.48	0.63	2.16	11.45
2011	2.26	-0.15	0.11	0.26	-2.38	-2.33	-0.31	-5.09	-3.86	1.90	-1.26	0.08	-10.49
2010	1.56	0.94	2.75	1.21	-3.91	-1.25	3.37	-1.28	1.71	3.52	-0.04	-1.53	6.96
2009	1.76	-4.26	3.98	3.82	3.13	0.01	4.83	1.90	2.81	-0.31	0.91	1.46	21.59
2008												-3.17	-3.17

Inception: 10.12.2008

Legal disclaimer:

This marketing material was compiled by IFM Independent Fund Management AG with utmost care, to the best of its ability, and according to the principles of good faith. The product mentioned in this marketing material is domiciled in Liechtenstein and this marketing material is issued by IFM Independent Fund Management AG, Landstrasse 30, 9494 Schaan, Liechtenstein.

None of the published data constitutes investment counsel or a recommendation of any kind. It is merely a summary of key characteristics of the fund and therefore should not be construed as being an invitation or an offer to purchase units.

This marketing material should be read in conjunction with the constitutive documents, and the basic customer information document (PRIIP-KID). The purchase of units of the fund is governed by the constitutive documents, and the KID as well as the latest annual report and, if already published, the subsequent semi-annual report.

Only the information contained in the above-mentioned documents is valid. The above-mentioned documents are available free of charge on a durable data medium from the management company, the depositary, the paying agents and at all representatives and distributors at home and abroad as well as on the website of the LAFV Liechtenstein Investment Fund Association at [www.lafv.li](http://www.lafv.li). If so requested by the investor, the above documents can also be provided on paper free of charge. Further information about the fund is available online at [www.ifm.li](http://www.ifm.li) and from IFM Independent Fund Management AG, Landstrasse 30, FL-9494 Schaan, during business hours.

The historic performance of a unit is no guarantee of similar current and future performance. The value of a unit may rise or fall at any time. No guarantee can be given that the envisaged investment objective of the fund can be attained.

The value trend shown in this marketing material does not take into account the commissions and fees that are payable at issue and redemption. Individual costs such as charges, commissions, and other remuneration are not taken into consideration and would have a negative effect on the value trend if considered. No liability can be assumed for errors and omissions contained in this fact sheet.

Potential investors should inform themselves about possible fiscal consequences, legal prerequisites and possible foreign exchange restrictions or control mechanisms that apply in their country of citizenship, residence, or current domicile and that might be relevant as regards buying, holding, exchanging, redeeming, or selling units. Further fiscal implications are described in the constitutive documents.

The fund units may be offered for sale or sold only in jurisdictions where such offers or sales are permissible. In particular, in the United States of America (USA), the units were not registered pursuant to the United States Securities Act of 1933 and can therefore be neither offered nor sold in the USA and neither offered nor sold to US citizens.

This document and the information it contains may not be distributed in the USA. The distribution and publication of this document as well as the offer or a sale of units may be subject to restrictions in other jurisdictions as well.

This marketing material is provided only for information purposes and for the exclusive use of the recipient. Without the written consent of IFM Independent Fund Management AG, this marketing material may not be fully or partially copied, nor duplicated, nor distributed. The published information constitutes neither an invitation nor an offer nor a recommendation to purchase units of the fund.