

HVP Global Opportunities Fund -CHF-

ISIN LI0105946334

Current data (at 31.03.2026)

Current NAV	CHF 144.15
Fund volume	EUR 6'305'915.18
Fund volume of unit class	CHF 5'829'282.58

Category

Investment category	Shares
Investment universe	Global
Focus	Shares
UCITS target fund	yes

Asset manager

HighValue Partners AG
FL-9490 Vaduz
www.hvp.li

Management company

IFM Independent Fund Management AG
FL-9494 Schaan
www.ifm.li

Depositary

Liechtensteinische Landesbank AG
FL-9490 Vaduz
www.llb.li

Distributor in Liechtenstein

HighValue Partners AG
FL-9490 Vaduz
www.hvp.li

Auditors

Ernst & Young AG
CH-3008 Bern
www.ey.com

Supervisory authority

FMA Finanzmarktaufsicht Liechtenstein
FL-9490 Vaduz
www.fma-li.li

see webpage (<https://www.ifm.li/Glossary/>)

Performance in % (at 31.03.2026 in CHF)



1) Change of Asset Manager: From 01.01.2019 HighValue Partners AG

Historic performance in % (at 31.03.2026)

By the end of	Fund
2026 MTD	-5.50%
YTD	-2.82%
2025	21.03%
2024	1.73%
2023	1.36%
2022	-21.72%
2021	-0.07%
2020	25.15%
Since inception	44.15%
Since inception (annualized)	2.27%
Inception: 28.12.2009	

Historic performance, rolling in % (at 31.03.2026)

	YTD	1 Year cumulative	3 years p.a.	5 years p.a.	10 years p.a.	15 years p.a.	Since inception p.a.
Fund	-2.82%	13.82%	4.45%	-2.29%	2.12%	1.58%	2.27%

Risk benchmarks

	3 Years	Inc.		3 Years	Inc.
Annualised Volatility	14.25%	13.02%	% Positive	52.53%	52.78%
NAV	126.48	100.00	Worst Period	-6.08%	-11.69%
Highest NAV	158.60	167.48	Best Period	3.11%	7.85%
Lowest NAV	108.66	76.18	Maximum Drawdown	-20.81%	-35.12%
Median	126.45	121.37	Number of observations	731	3'994
Mean	129.49	121.70	Sharpe Ratio	0.25	0.19

Fundportrait

Fund name	HVP Global Opportunities Fund - CHF-
Unit class	-CHF-
Accounting currency of the (sub-) fund	EUR
Reference currency of the unit class	CHF
Legal form	unit trust
Fund type	UCITS
Close of accounting year	31.12
Launch date	28.12.2009
Initial issue price	CHF 100.00
Use of proceeds	reinvested

Fund charges

Issue premium	max. 3%
Redemption charge	0%
Redemption charge credited to the fund's assets	max. 0.25%
Management fee	max. 1.25%
Performance fee	15.00%
Hurdle rate	5.00%
High-on-High-Mark	yes
OGC/ TER 1	2.90%
TER 2	2.90%
OGC/TER at	30.06.2025
SRI according to KID 06.05.2025	<input type="checkbox"/> 1 <input type="checkbox"/> 2 <input type="checkbox"/> 3 <input checked="" type="checkbox"/> 4 <input type="checkbox"/> 5 <input type="checkbox"/> 6 <input type="checkbox"/> 7

Key figures

ISIN	LI0105946334
Security number	10594633
Bloomberg	HAMGCHF LE
WKN	AOYHF4

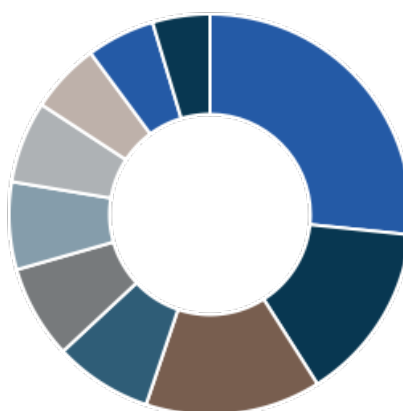
Publication / Internet

www.ifm.li
www.lafv.li
www.fundinfo.com

Top-10 positions (at 31.03.2026)

Company	Sector	Country	Weightings
Partners Group Holding	Financial services	Switzerland	5.81 %
0.500% Planet Labs 15.10.2030	Financial services	United States	5.21 %
1.000% Gold Pole Capital Company Ltd. 25.06.2029	Precious metal	Hongkong	5.03 %
4.250% New Hope Corporation 12.07.2029	Water	Australia	4.46 %
Softbank Corp	Internet	Japan	4.00 %
0.750% Deep Development 20.05.2032	Gas	British Virgin islands	3.72 %
0.950% Liechtenst Landesbk 12.11.2032	Banks	Liechtenstein	3.42 %
0.000% Bolt Innovation 05.02.2033	Financial services	British Virgin islands	3.32 %
H.A.M. Enhanced Yield CB Fund	Various industries	Liechtenstein	3.18 %
0.000% Xiaomi Best Time International 17.12.2027	Electronics	Hongkong	2.87 %
Total			41.02 %

Countries (at 31.03.2026)



Country

Switzerland	26.62 %
United States of America	14.42 %
other	14.13 %
Hong Kong	7.90 %
Cayman Islands	7.52 %
British Virgin islands	7.05 %
Principality of Liechtenstein	6.60 %
Japan	5.67 %
Australia	5.51 %
Germany	4.61 %
Total	100.00 %

Industries (at 31.03.2026)

1. Financial services	26.54 %
2. Industrial	14.17 %
3. Commodities / Semi-fin. goods	10.03 %
4. Consumer (cyclical)	8.70 %
5. Technology	8.51 %
6. Communications	8.25 %
7. Utilities	8.19 %
8. other	7.01 %
9. Pharmaceuticals	5.42 %
10. Various industries	3.18 %

Currencies (at 31.03.2026)

Currency	Weightings
CHF	60.61 %
other	12.75 %
USD	12.60 %
EUR	8.27 %
JPY	5.76 %
Total	100.00 %

Investment categories (at 31.03.2026)

Investment category	Weightings
Equity	63.32 %
Convertible bonds	30.65 %
other	6.03 %
Total	100.00 %

Procedural information

Valuation interval	daily
Valuation day	Daily, Monday to Friday
Acceptance deadline for subscriptions	Day prior to valuation day by no later than 4.00pm (CET)
Acceptance deadline for redemptions	Day prior to valuation day by no later than 4.00pm (CET)
Minimum investment	1 unit
Value date	T + 2


Representative in Switzerland

LLB Swiss Investment AG
Bahnhofstrasse 74
CH-8001 Zürich
T +41 58 523 96 70
www.llbsswiss.ch

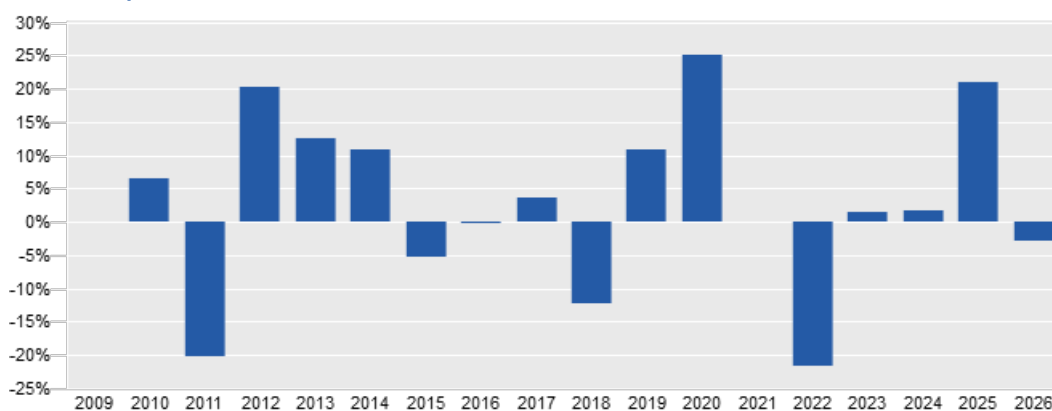
Paying agent in Switzerland

Helvetische Bank AG
Seefeldstrasse 215
CH-8008 Zürich
T +41 44 204 56 00
www.helvetischebank.ch

Risk/return diagram (Since inception)



Historic performance in % (at 31.03.2026)



Inception: 28.12.2009

Distribution

Distribution to private investors	LI, CH
Distribution to professional investors	LI, CH
Sales restrictions	USA

Historic performance, per calendar year in % (at 31.03.2026)

Year	Jan	Feb	Mar	Apr	May	Jun	Jul	Aug	Sep	Oct	Nov	Dec	YTD
2026	4.77	-1.85	-5.50										-2.82
2025	6.62	0.80	-3.85	-6.25	3.51	2.21	1.15	4.02	8.66	3.24	-4.39	4.65	21.03
2024	-2.10	7.33	5.35	-1.12	0.65	0.57	-2.52	-4.32	2.28	-2.56	-1.78	0.58	1.73
2023	7.08	-1.06	0.44	-2.82	0.37	1.64	2.30	-3.92	-1.97	-4.49	3.25	1.12	1.36
2022	-3.17	-4.15	-0.28	-1.67	-1.41	-6.09	0.81	-1.80	-9.40	0.30	4.91	-1.56	-21.72
2021	3.50	0.55	2.36	-1.03	0.28	2.71	-4.41	3.42	-2.84	-0.38	-1.90	-1.97	-0.07
2020	0.81	-4.76	-10.68	7.59	7.64	7.12	5.98	4.46	-1.04	-0.50	6.34	1.48	25.15
2019	5.09	4.22	-0.87	3.19	-6.90	2.17	2.94	-3.02	-0.73	0.72	2.97	1.18	10.82
2018	2.58	-1.65	-0.75	0.88	0.33	-0.99	-0.98	-0.44	-0.99	-4.17	-0.75	-5.72	-12.17
2017	0.91	2.04	-0.84	1.30	0.02	0.30	1.27	-1.59	1.23	1.02	-0.94	-1.07	3.63
2016	-5.70	0.08	2.64	0.23	0.94	-1.71	3.04	0.46	0.23	-0.19	-1.09	1.17	-0.18
2015	-8.61	6.43	0.13	0.74	0.30	-3.50	1.23	-2.80	-2.87	5.46	2.22	-3.28	-5.37
2014	1.66	0.07	0.38	1.18	3.74	-0.17	1.49	0.24	0.12	0.09	1.55	0.08	10.86
2013	3.10	1.96	-0.78	1.28	3.82	-3.67	1.54	-1.18	3.77	4.14	-1.01	-0.86	12.44
2012	5.46	3.48	0.67	-1.05	-1.55	2.36	4.35	0.31	2.69	0.61	0.41	1.10	20.26
2011	4.20	1.29	1.25	-3.23	-5.76	-4.95	-7.78	-6.24	-1.84	5.27	-4.62	1.08	-20.21
2010	-0.51	0.46	7.60	5.07	-4.90	-8.51	7.68	-5.53	7.59	5.38	-4.48	-1.72	6.45
2009												0.08	0.08

Inception: 28.12.2009

Legal disclaimer:

This marketing material was compiled by IFM Independent Fund Management AG with utmost care, to the best of its ability, and according to the principles of good faith. The product mentioned in this marketing material is domiciled in Liechtenstein and this marketing material is issued by IFM Independent Fund Management AG, Landstrasse 30, 9494 Schaan, Liechtenstein.

None of the published data constitutes investment counsel or a recommendation of any kind. It is merely a summary of key characteristics of the fund and therefore should not be construed as being an invitation or an offer to purchase units.

This marketing material should be read in conjunction with the constitutive documents, and the basic customer information document (PRIIP-KID). The purchase of units of the fund is governed by the constitutive documents, and the KID as well as the latest annual report and, if already published, the subsequent semi-annual report.

Only the information contained in the above-mentioned documents is valid. The above-mentioned documents are available free of charge on a durable data medium from the management company, the depositary, the paying agents and at all representatives and distributors at home and abroad as well as on the website of the LAFV Liechtenstein Investment Fund Association at www.lafv.li. If so requested by the investor, the above documents can also be provided on paper free of charge. Further information about the fund is available online at www.ifm.li and from IFM Independent Fund Management AG, Landstrasse 30, FL-9494 Schaan, during business hours.

The historic performance of a unit is no guarantee of similar current and future performance. The value of a unit may rise or fall at any time. No guarantee can be given that the envisaged investment objective of the fund can be attained.

The value trend shown in this marketing material does not take into account the commissions and fees that are payable at issue and redemption. Individual costs such as charges, commissions, and other remuneration are not taken into consideration and would have a negative effect on the value trend if considered. No liability can be assumed for errors and omissions contained in this fact sheet.

Potential investors should inform themselves about possible fiscal consequences, legal prerequisites and possible foreign exchange restrictions or control mechanisms that apply in their country of citizenship, residence, or current domicile and that might be relevant as regards buying, holding, exchanging, redeeming, or selling units. Further fiscal implications are described in the constitutive documents.

The fund units may be offered for sale or sold only in jurisdictions where such offers or sales are permissible. In particular, in the United States of America (USA), the units were not registered pursuant to the United States Securities Act of 1933 and can therefore be neither offered nor sold in the USA and neither offered nor sold to US citizens.

This document and the information it contains may not be distributed in the USA. The distribution and publication of this document as well as the offer or a sale of units may be subject to restrictions in other jurisdictions as well.

This marketing material is provided only for information purposes and for the exclusive use of the recipient. Without the written consent of IFM Independent Fund Management AG, this marketing material may not be fully or partially copied, nor duplicated, nor distributed. The published information constitutes neither an invitation nor an offer nor a recommendation to purchase units of the fund.