

H.A.M. Global Convertible Bond Fund -USD-A-

ISIN LI0028897788

Current data (at 29.04.2026)

Current NAV	USD 2'225.32
Fund volume	EUR 728'613'822.98
Fund volume of unit class	USD 27'544'984.76

Category

Investment category	Convertible Bonds
Investment universe	Global
Focus	Convertible Bonds
UCITS target fund	yes

Asset manager

Holinger Asset Management AG
CH-8002 Zürich
www.h-a-m.ch

Management company

IFM Independent Fund Management AG
FL-9494 Schaan
www.ifm.li

Depositary

Liechtensteinische Landesbank AG
FL-9490 Vaduz
www.llb.li

Distributor in Liechtenstein

HighValue Partners AG
FL-9490 Vaduz
www.hvp.li

Auditors

Ernst & Young AG
CH-3008 Bern
www.ey.com

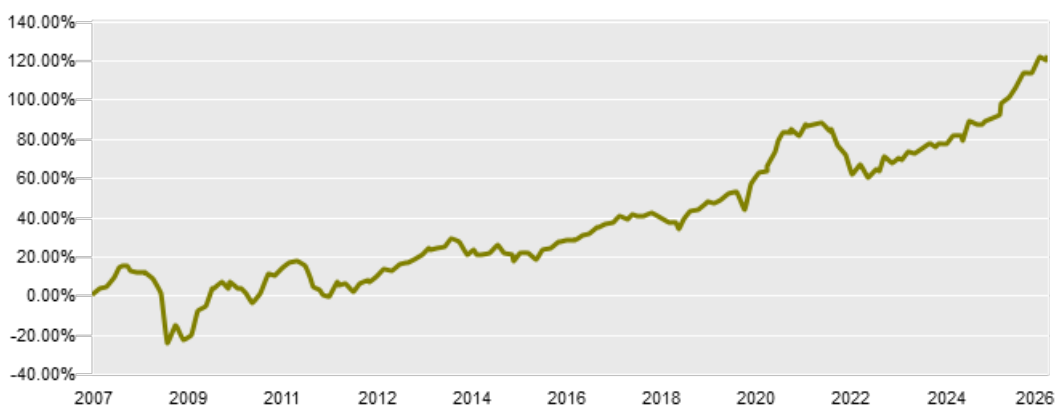
Supervisory authority

FMA Finanzmarktaufsicht Liechtenstein
FL-9490 Vaduz
www.fma-li.li

see webpage (<https://www.ifm.li/Glossary>)

see legal advisory page 4

Performance in % (at 29.04.2026 in USD)



Historic performance in % (at 29.04.2026)

By the end of	Fund
2026 MTD	3.83%
2026 YTD	4.44%
2025	13.88%
2024	5.54%
2023	8.33%
2022	-11.41%
2021	3.23%
2020	18.01%
2019	13.07%
2018	-3.58%
Since inception	122.53%
Since inception (annualized)	4.29%

Inception: 11.04.2007

Historic performance, rolling in % (at 29.04.2026)

	YTD	1 Year cumulative	3 years p.a.	5 years p.a.	10 years p.a.	15 years p.a.	Since inception p.a.
Fund	4.44%	15.97%	9.59%	3.42%	6.10%	4.28%	4.29%

Risk benchmarks

	3 Years	Inc.		3 Years	Inc.
Annualised Volatility	5.67%	8.96%	% Positive	60.25%	59.17%
NAV	1'689.17	1'000.00	Worst Period	-3.77%	-7.77%
Highest NAV	2'226.03	2'226.03	Best Period	2.00%	11.56%
Lowest NAV	1'669.98	720.90	Maximum Drawdown	-5.15%	-37.77%
Median	1'868.05	1'284.40	Number of observations	161	1'014
Mean	1'899.03	1'381.73	Sharpe Ratio	0.85	0.28

Fundportrait

Fund name	H.A.M. Global Convertible Bond Fund -USD-A-
Unit class	-USD-A-
Accounting currency of the (sub-) fund	EUR
Reference currency of the unit class	USD
Legal form	unit trust
Fund type	UCITS
Close of accounting year	31.12
Launch date	11.04.2007
Initial issue price	USD 1'000.00
Use of proceeds	reinvested

Fund charges

Issue premium	max. 3%
Redemption charge	0%
Redemption charge credited to the fund's assets	0.25%
Management fee	max. 1.2%
Performance fee	10.00%
Performance Fee 2	15.00%
Hurdle rate	7.50%
Hurdle Rate 2	15.00%
High-on-High-Mark	yes
OGC/ TER 1	1.30%
TER 2	1.90%
OGC/TER at	31.12.2025
SRI according to KID	1 2 3 4 5 6 7
06.05.2025	

Key figures

ISIN	LI0028897788
Security number	2889778
Bloomberg	GLCNBNU LE
WKN	AOMVNH

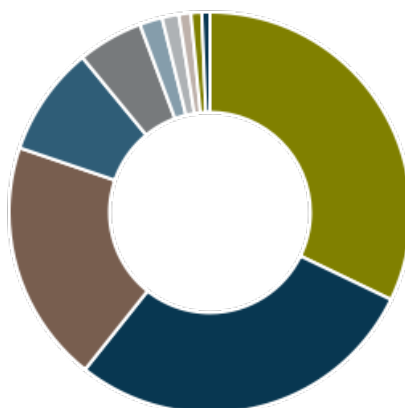
Publication / Internet

www.ifm.li
www.lafv.li
www.fundinfo.com

Top-10 positions (at 29.04.2026)

Company	Sector	Country	Weightings
0.000% Alibaba Group Holding 15.09.2032	Internet	Cayman Islands	1.60 %
0.000% Morgan Stanley 02.02.2029	Financial services	United States	1.54 %
0.000% Goldman Sachs / Tencent Holding 07.03.2030	Internet	Jersey	1.39 %
0.000% Goldman Sachs International 27.03.2028	Financial services	Great Britain	1.34 %
Goldman 0.000% Samsung 29.01.2029	Banks	Jersey	1.29 %
0.750% Ferrovial SE 20.05.2031	Transportation	Netherlands	1.24 %
1.625% Schneider Electric 28.06.2031	Electronics	France	1.21 %
0.000% HSBC 10.04.2028	Financial services	United States	1.20 %
3.125% Jazz Invst I 15.09.2030	Financial services	Bermuda	1.20 %
Akamai Technologies 15.05.2033	Internet	United States	1.18 %
Total			13.21 %

Countries (at 29.04.2026)



Country

North America	32.15 %
European Union	28.53 %
Far East	19.54 %
Central America	8.84 %
Liquidity	5.28 %
Near and middle East	1.83 %
Non European Union	1.35 %
Australia	0.97 %
Diverse	0.86 %
other	0.65 %
Total	100.00 %

Industries (at 29.04.2026)

1. Financial services	22.71 %
2. Industrial	21.99 %
3. Communications	17.71 %
4. other	7.70 %
5. Consumer (cyclical)	6.12 %
6. Consumer (non-cyclical)	5.28 %
7. Liquidity	5.28 %
8. Pharmaceuticals	4.61 %
9. Commodities / Semi-fin. goods	4.37 %
10. Real Estate	4.24 %

Currencies (at 29.04.2026)

Currency	Weightings
USD	99.23 %
CHF	2.30 %
other	-1.53 %
Total	100.00 %

Investment categories (at 29.04.2026)

Investment category	Weightings
Convertible bonds	94.72 %
Cash balances	4.47 %
other	0.81 %
Total	100.00 %

Procedural information

Valuation interval	weekly
Valuation day	Wednesday
Acceptance deadline for subscriptions	Valuation day by no later than 12.00 noon (CET)
Acceptance deadline for redemptions	Valuation day by no later than 12.00 noon (CET)
Minimum investment	1 unit
Value date	T + 2

Representative in Switzerland

LLB Swiss Investment AG
Bahnhofstrasse 74
CH-8001 Zürich
T +41 58 523 96 70
www.llbsswiss.ch

Paying agent in Switzerland

Helvetische Bank AG
Seefeldstrasse 215
CH-8008 Zürich
T +41 44 204 56 00
www.helvetischebank.ch

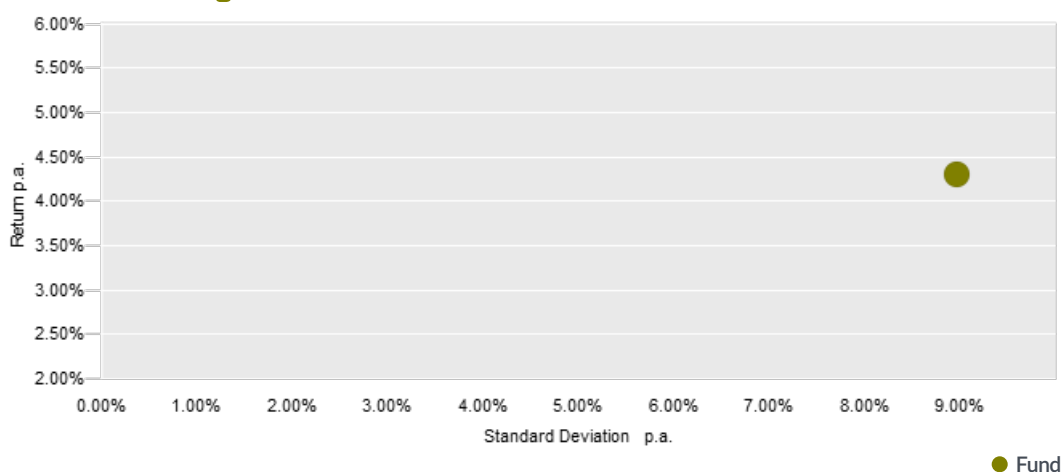
Facility agent Germany

IFM Independent Fund Management AG
Landstrasse 30
FL-9494 Schaan
T +423 235 04 50
info@ifm.li
www.ifm.li

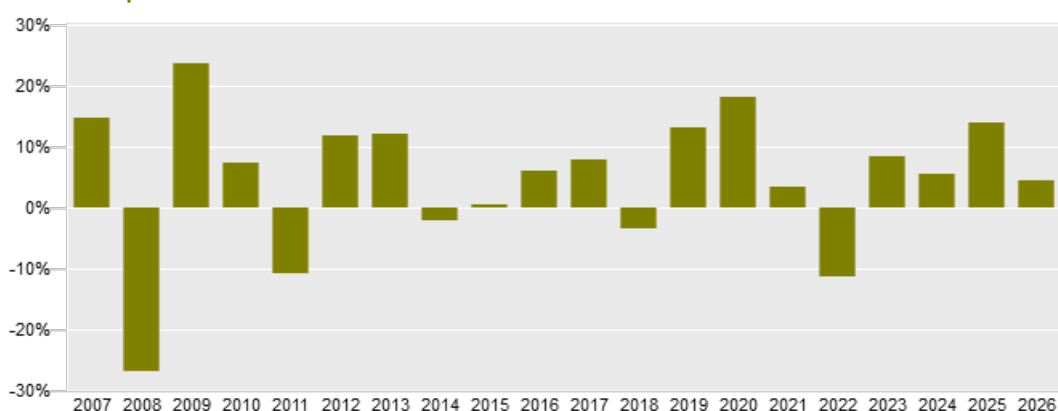
Contact and information agent Austria

Erste Bank der österreichischen Sparkassen AG
Am Belvedere 1
AT-1100 Wien
T +43 5 01 00 20 11 1
foreignfunds0540@erstebank.at
www.sparkasse.at

Risk/return diagram (Since inception)



Historic performance in % (at 29.04.2026)



Inception: 11.04.2007

Distribution

Distribution to private investors	LI, DE, AT, CH
Distribution to professional investors	LI, DE, AT, CH, UK, IT
Sales restrictions	USA

Other share classes

H.A.M. Global Convertible Bond Fund -CHF-A-	reinvested	GLCNBNC	LI0045967341
H.A.M. Global Convertible Bond Fund -CHF-D-	reinvested	GLCNBCD	LI0336894378
H.A.M. Global Convertible Bond Fund -EUR-A-	reinvested	GLCNBND	LI0010404585
H.A.M. Global Convertible Bond Fund -EUR-D-	reinvested	GLCNBED	LI0336894352
H.A.M. Global Convertible Bond Fund -GBP-A-	reinvested	GLCNBGA	LI0364737259
H.A.M. Global Convertible Bond Fund -USD-D-	reinvested	GLCNBUD	LI0336894360

Historic performance, per calendar year in % (at 29.04.2026)

Year	Jan	Feb	Mar	Apr	May	Jun	Jul	Aug	Sep	Oct	Nov	Dec	YTD
2026	3.23	0.97	-3.49	3.83									4.44
2025	1.75	1.80	0.04	-1.03	3.04	0.86	1.99	1.19	2.17	1.39	-0.81	0.76	13.88
2024	-0.90	0.98	2.09	-1.04	0.81	0.08	0.33	0.49	1.65	1.03	0.07	-0.13	5.54
2023	4.12	-0.44	-0.62	0.19	0.25	2.19	0.60	-0.71	-1.52	-1.89	2.89	3.18	8.33
2022	-3.11	-1.47	-1.35	-3.13	-2.59	-1.81	1.57	0.15	-3.40	0.40	3.27	-0.36	-11.41
2021	2.25	2.89	-2.01	1.95	-1.79	1.47	-1.43	0.82	-0.57	1.09	-0.47	-0.86	3.23
2020	2.02	-1.19	-10.05	6.54	2.83	4.01	3.41	2.23	-1.16	0.07	5.12	3.91	18.01
2019	3.36	2.86	-0.04	2.24	-2.29	1.80	1.69	-1.83	1.13	0.51	2.30	0.76	13.07
2018	1.69	-0.75	-0.77	0.78	0.65	-1.15	0.98	0.56	-0.16	-3.24	0.06	-2.17	-3.58
2017	1.16	1.53	-0.45	1.13	1.00	-0.04	1.23	-0.34	0.68	1.64	0.06	0.06	7.89
2016	-3.44	-0.55	4.04	1.15	0.20	-0.21	2.31	1.38	0.64	0.14	-0.27	0.58	5.95
2015	-0.79	2.05	-0.73	3.74	-0.39	-0.70	-2.90	-1.66	-1.19	3.44	0.32	-0.49	0.48
2014	-1.04	1.07	0.00	1.02	1.01	1.73	-0.53	-0.09	-2.42	-0.94	0.32	-2.26	-2.20
2013	2.20	-1.27	0.83	1.15	1.78	-3.12	3.58	-0.64	3.65	2.81	-0.99	1.62	11.96
2012	3.79	4.15	-0.03	-1.36	-5.41	1.65	0.67	3.51	1.69	-0.64	0.35	3.09	11.62
2011	2.00	0.36	1.14	3.00	-3.40	-0.63	0.85	-4.91	-7.71	2.65	-2.92	-1.33	-10.92
2010	-0.41	-2.38	2.84	-0.76	-8.00	1.76	5.87	-0.96	5.63	3.26	-0.84	1.83	7.29
2009	-5.20	-6.04	7.68	3.07	7.76	0.88	4.92	3.27	5.79	0.50	3.15	-3.35	23.44
2008	-4.22	1.48	-0.86	0.91	0.68	-3.02	-3.56	-3.68	-4.35	-23.32	-0.75	14.06	-26.77
2007				2.24	0.49	0.50	3.17	-3.50	5.93	5.04	0.04	0.22	14.69

Inception: 11.04.2007

Legal disclaimer:

This marketing material was compiled by IFM Independent Fund Management AG with utmost care, to the best of its ability, and according to the principles of good faith. The product mentioned in this marketing material is domiciled in Liechtenstein and this marketing material is issued by IFM Independent Fund Management AG, Landstrasse 30, 9494 Schaan, Liechtenstein.

None of the published data constitutes investment counsel or a recommendation of any kind. It is merely a summary of key characteristics of the fund and therefore should not be construed as being an invitation or an offer to purchase units.

This marketing material should be read in conjunction with the constitutive documents, and the basic customer information document (PRIIP-KID). The purchase of units of the fund is governed by the constitutive documents, and the KID as well as the latest annual report and, if already published, the subsequent semi-annual report.

Only the information contained in the above-mentioned documents is valid. The above-mentioned documents are available free of charge on a durable data medium from the management company, the depositary, the paying agents and at all representatives and distributors at home and abroad as well as on the website of the LAFV Liechtenstein Investment Fund Association at www.lafv.li. If so requested by the investor, the above documents can also be provided on paper free of charge. Further information about the fund is available online at www.ifm.li and from IFM Independent Fund Management AG, Landstrasse 30, FL-9494 Schaan, during business hours.

The historic performance of a unit is no guarantee of similar current and future performance. The value of a unit may rise or fall at any time. No guarantee can be given that the envisaged investment objective of the fund can be attained.

The value trend shown in this marketing material does not take into account the commissions and fees that are payable at issue and redemption. Individual costs such as charges, commissions, and other remuneration are not taken into consideration and would have a negative effect on the value trend if considered. No liability can be assumed for errors and omissions contained in this fact sheet.

Potential investors should inform themselves about possible fiscal consequences, legal prerequisites and possible foreign exchange restrictions or control mechanisms that apply in their country of citizenship, residence, or current domicile and that might be relevant as regards buying, holding, exchanging, redeeming, or selling units. Further fiscal implications are described in the constitutive documents.

The fund units may be offered for sale or sold only in jurisdictions where such offers or sales are permissible. In particular, in the United States of America (USA), the units were not registered pursuant to the United States Securities Act of 1933 and can therefore be neither offered nor sold in the USA and neither offered nor sold to US citizens.

This document and the information it contains may not be distributed in the USA. The distribution and publication of this document as well as the offer or a sale of units may be subject to restrictions in other jurisdictions as well.

This marketing material is provided only for information purposes and for the exclusive use of the recipient. Without the written consent of IFM Independent Fund Management AG, this marketing material may not be fully or partially copied, nor duplicated, nor distributed. The published information constitutes neither an invitation nor an offer nor a recommendation to purchase units of the fund.